



CONNECTION EVALUATION

Keystone Unit: Standard
Manufacturer: Tensar
Geogrid Type: UX1100MSE
Laboratory: GeoSyn GA 5/5/2000

Laboratory Test Data

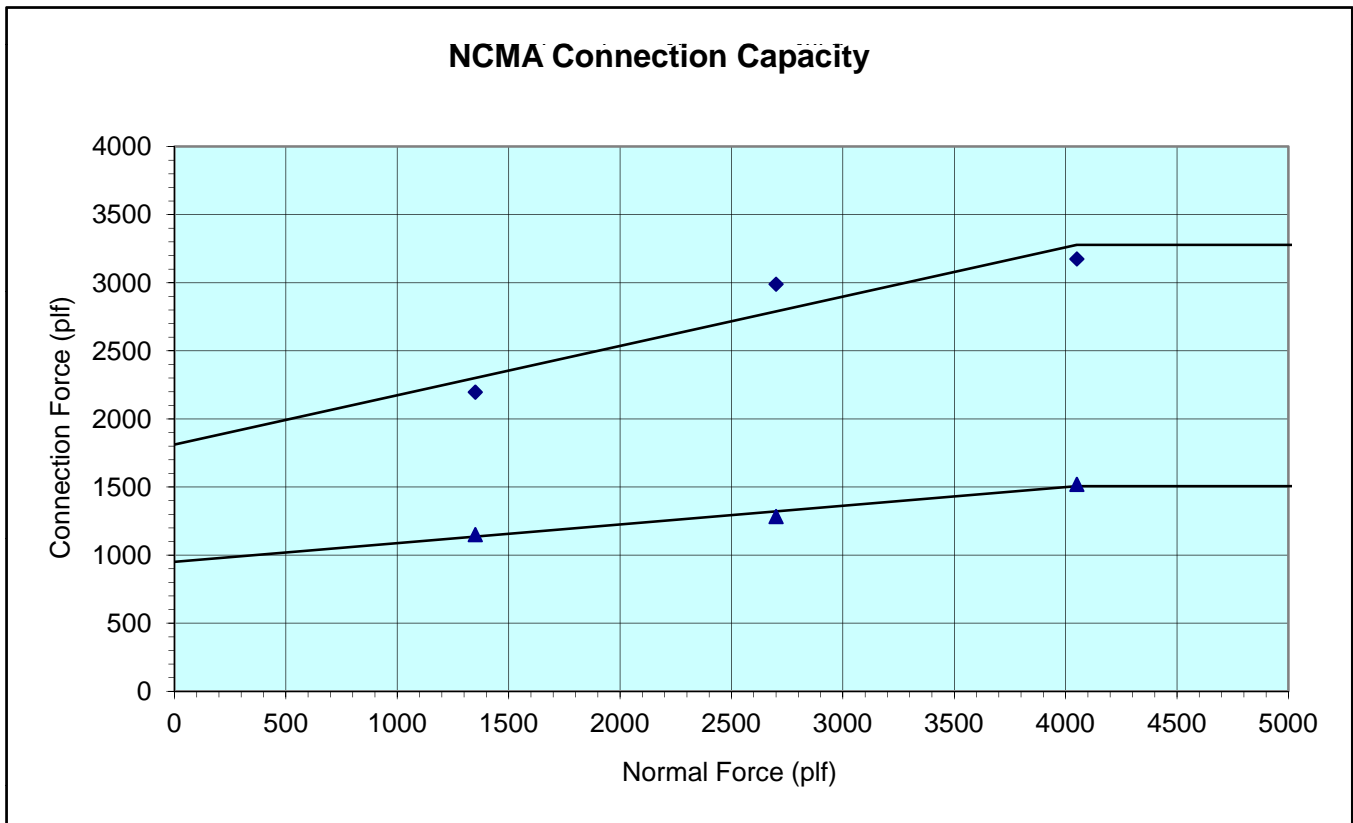
Normal Load (plf)	Peak Connection (plf)	3/4" Connection (plf)
1350	2197	1151
2700	2990	1284
4050	3175	1520

Peak Connection Equation Fit

	English	Metric
Intercept (plf)	1812	26.45
Slope1	19.9	19.9
Break - Normal	4050	59.11
Slope2	0.0	0.0
Maximum (plf)	3278	47.84

3/4" Serviceability Equation Fit

Intercept (plf)	951	13.88
Slope1	7.8	7.8
Break - Normal	4050	59.11
Slope2	0.0	0.0
Maximum (plf)	1506	21.98





CONNECTION EVALUATION

Keystone Unit: Standard
Manufacturer: Tensar
Geogrid Type: UX1400MSE
Laboratory: GeoSyn GA 5/5/2000

Peak Connection Equation Fit

	English	Metric
Intercept (plf)	1899	27.71
Slope1	21.3	21.3
Break - Normal	4050	59.11
Slope2	0.0	0.0
Maximum (plf)	3478	50.76

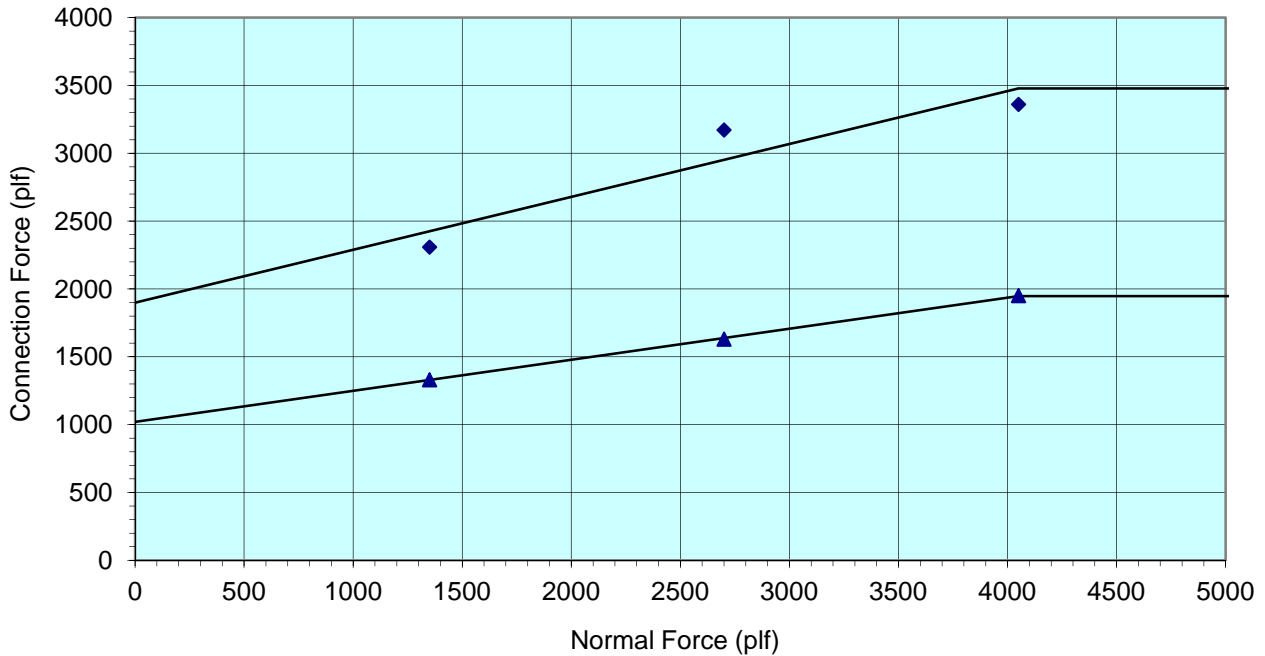
3/4" Serviceability Equation Fit

Intercept (plf)	1020	14.89
Slope1	12.9	12.9
Break - Normal	4050	59.11
Slope2	0.0	0.0
Maximum (plf)	1948	28.42

Laboratory Test Data

Normal Load (plf)	Peak Connection (plf)	3/4" Connection (plf)
1350	2309	1331
2700	3172	1631
4050	3361	1951

NCMA Connection Capacity





CONNECTION EVALUATION

Keystone Unit: Standard
Manufacturer: Tensar
Geogrid Type: UX1500MSE
Laboratory: GeoSyn GA 5/5/2000

Laboratory Test Data

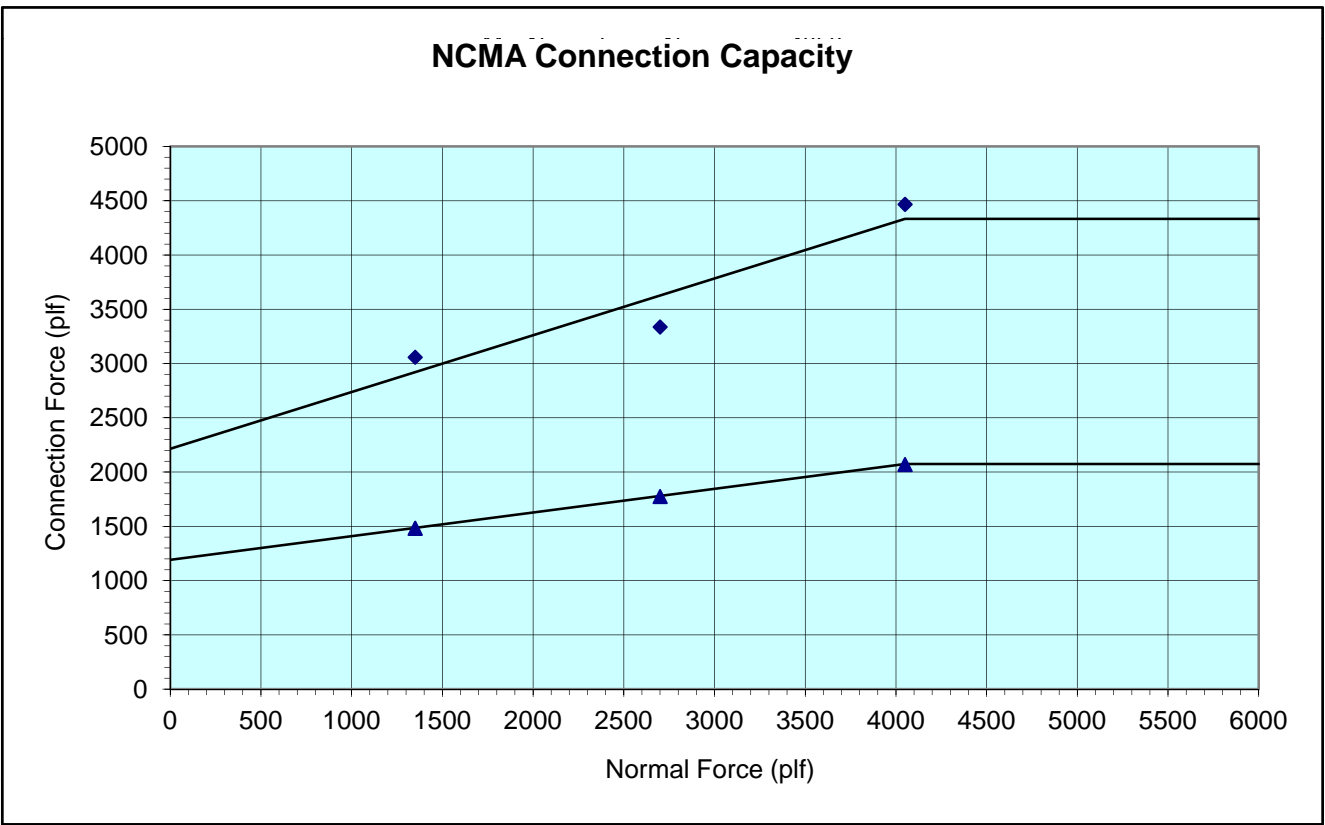
Normal Load (plf)	Peak Connection (plf)	3/4" Connection (plf)
1350	3058	1483
2700	3337	1775
4050	4467	2070

Peak Connection Equation Fit

	English	Metric
Intercept (plf)	2215	32.33
Slope1	27.6	27.6
Break - Normal	4050	59.11
Slope2	0.0	0.0
Maximum (plf)	4332	63.23

3/4" Serviceability Equation Fit

Intercept (plf)	1191	17.38
Slope1	12.3	12.3
Break - Normal	4050	59.11
Slope2	0.0	0.0
Maximum (plf)	2074	30.27





CONNECTION EVALUATION

Keystone Unit: Standard
Manufacturer: Tensar
Geogrid Type: UX1600MSE
Laboratory: GeoSyn GA 5/5/2000

Laboratory Test Data

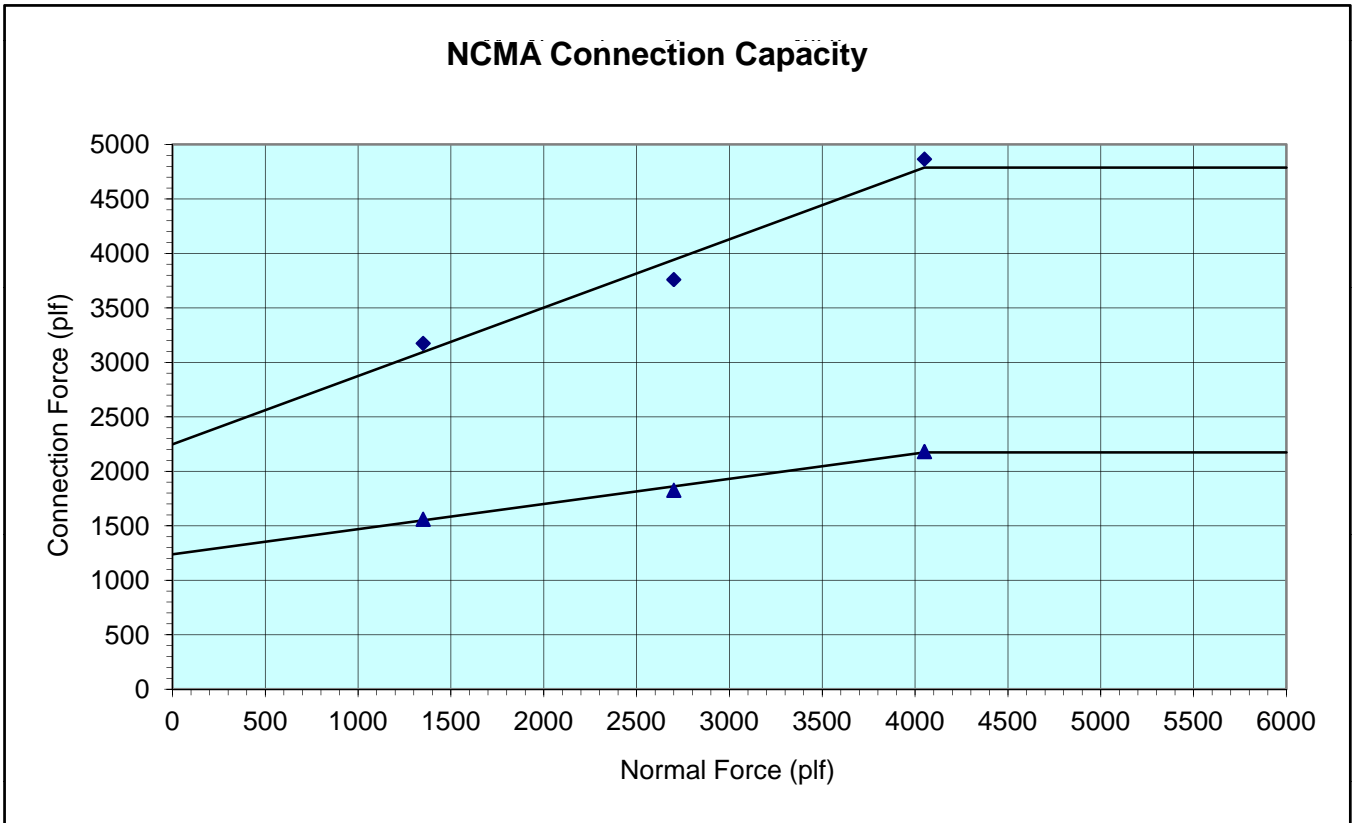
Normal Load (plf)	Peak Connection (plf)	3/4" Connection (plf)
1350	3175	1561
2700	3760	1826
4050	4866	2182

Peak Connection Equation Fit

	English	Metric
Intercept (plf)	2247	32.79
Slope1	32.1	32.1
Break - Normal	4050	59.11
Slope2	0.0	0.0
Maximum (plf)	4788	69.87

3/4" Serviceability Equation Fit

Intercept (plf)	1238	18.07
Slope1	13.0	13.0
Break - Normal	4050	59.11
Slope2	0.0	0.0
Maximum (plf)	2173	31.71





CONNECTION EVALUATION

Keystone Unit: Standard
Manufacturer: Tensar
Geogrid Type: UX1700MSE
Laboratory: GeoSyn GA 5/5/2000

Peak Connection Equation Fit

	English	Metric
Intercept (plf)	2553	37.26
Slope1	32.0	32.0
Break - Normal	4050	59.11
Slope2	0.0	0.0
Maximum (plf)	5084	74.19

3/4" Serviceability Equation Fit

Intercept (plf)	1295	18.90
Slope1	14.0	14.0
Break - Normal	4050	59.11
Slope2	0.0	0.0
Maximum (plf)	2305	33.64

Laboratory Test Data

Normal Load (plf)	Peak Connection (plf)	3/4" Connection (plf)
1350	3476	1642
2700	4067	1947
4050	5163	2318

