1/10/2012

pjs

CONNECTION EVALUATION

Keystone Unit: Standard II
Manufacturer: Tensar
Geogrid Type: UX1100MSE
Laboratory: Kingston ONT 2/17/2003

Peak Connection Equation Fit

	English	Metric
Intercept (plf)	1581	23.07
Slope1	7.0	7.0
Break - Normal	5820	84.94
Slope2	0.0	0.0
Maximum (plf)	2296	33.50

3/4" Serviceability Equation Fit

Intercept (plf)	744	10.86
Slope1	6.0	6.0
Break - Normal	5820	84.94
Slope2	0.0	0.0
Maximum (plf)	1356	19.79

Laboratory Test Data

Normal Load (plf)	Peak Connection (plf)	3/4" Connection (plf)
853	1438	779
1651	1995	919
2491	2064	1094
2491	2071	1023
2504	1830	1099
3344	1940	1136
4142	1954	947
5820	2353	1448

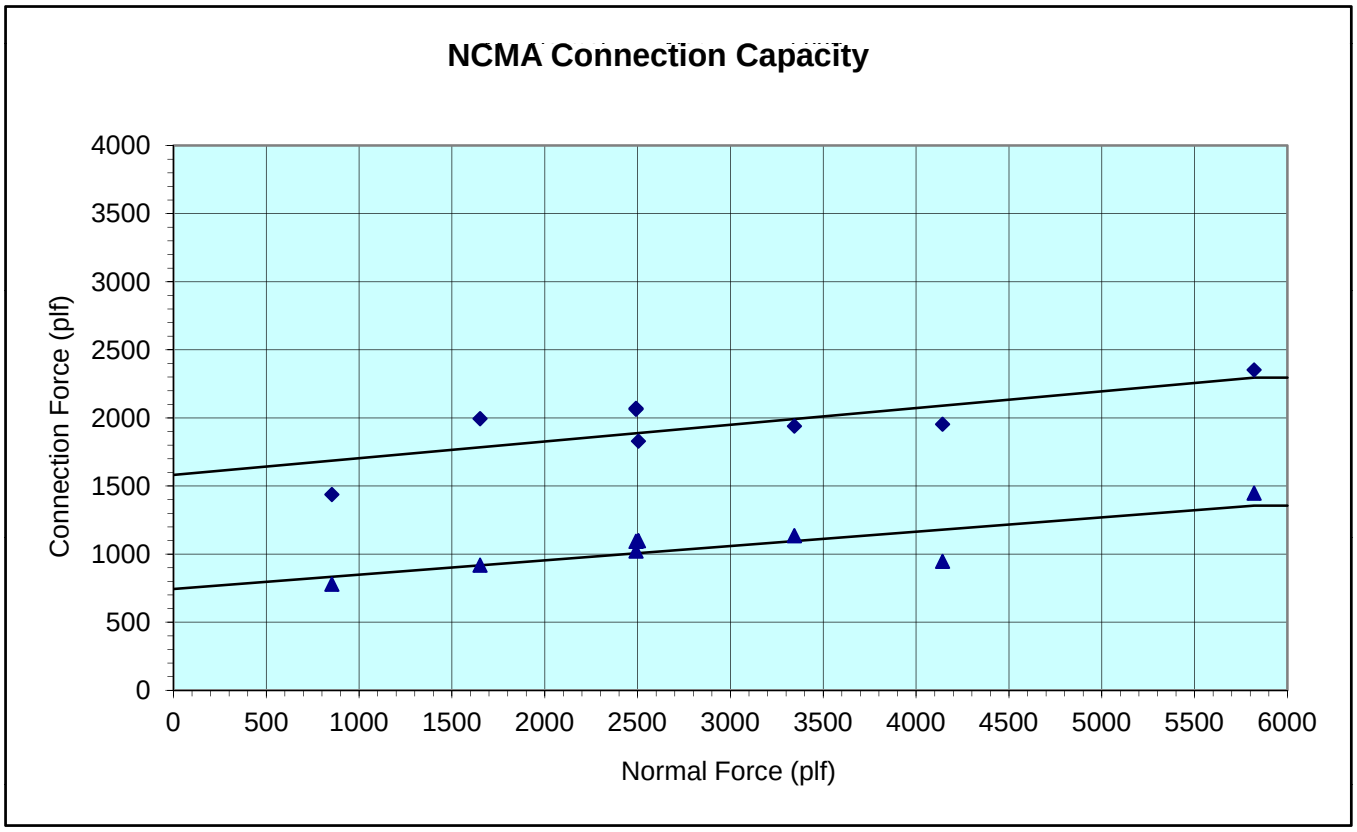

1/10/2012

pjs

CONNECTION EVALUATION

Keystone Unit: Standard II
Manufacturer: Tensar
Geogrid Type: UX1400MSE
Laboratory: Kingston ONT 2/17/2003

Peak Connection Equation Fit

	English	Metric
Intercept (plf)	1581	23.07
Slope1	7.0	7.0
Break - Normal	5800	84.65
Slope2	0.0	0.0
Maximum (plf)	2293	33.47

3/4" Serviceability Equation Fit

Intercept (plf)	744	10.86
Slope1	6.0	6.0
Break - Normal	5800	84.65
Slope2	0.0	0.0
Maximum (plf)	1354	19.76

Laboratory Test Data

Normal Load (plf)	Peak Connection (plf)	3/4" Connection (plf)
846	1582	826
1665	1624	1076
2470	2043	1124
2477	2470	1087
2491	2243	942
3309	1975	1211
4149	2360	1206
5800	2332	1374

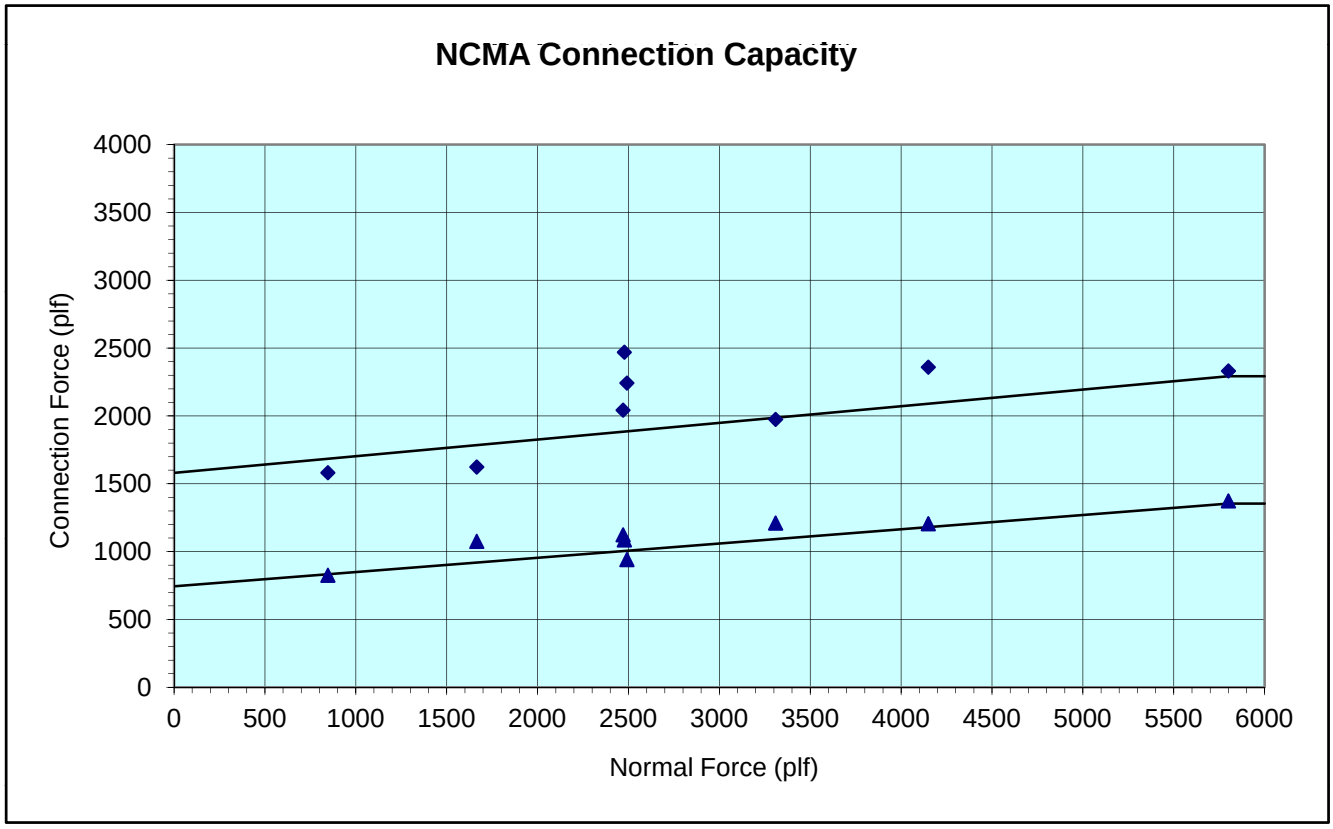

1/10/2012

pjs

CONNECTION EVALUATION

Keystone Unit: Standard II
Manufacturer: Tensar
Geogrid Type: UX1500MSE
Laboratory: Kingston ONT 2/17/2003

Peak Connection Equation Fit

	English	Metric
Intercept (plf)	2142	31.26
Slope1	18.0	18.0
Break - Normal	5010	73.12
Slope2	0.0	0.0
Maximum (plf)	3770	55.02

3/4" Serviceability Equation Fit

Intercept (plf)	1066	15.56
Slope1	10.0	10.0
Break - Normal	5841	85.25
Slope2	0.0	0.0
Maximum (plf)	2096	30.59

Laboratory Test Data

Normal Load (plf)	Peak Connection (plf)	3/4" Connection (plf)
826	2105	1309
1665	2497	1389
2491	3337	1535
2491	3027	1308
2491	3007	1397
3316	3357	1749
4162	3509	1894
5841	3770	2101

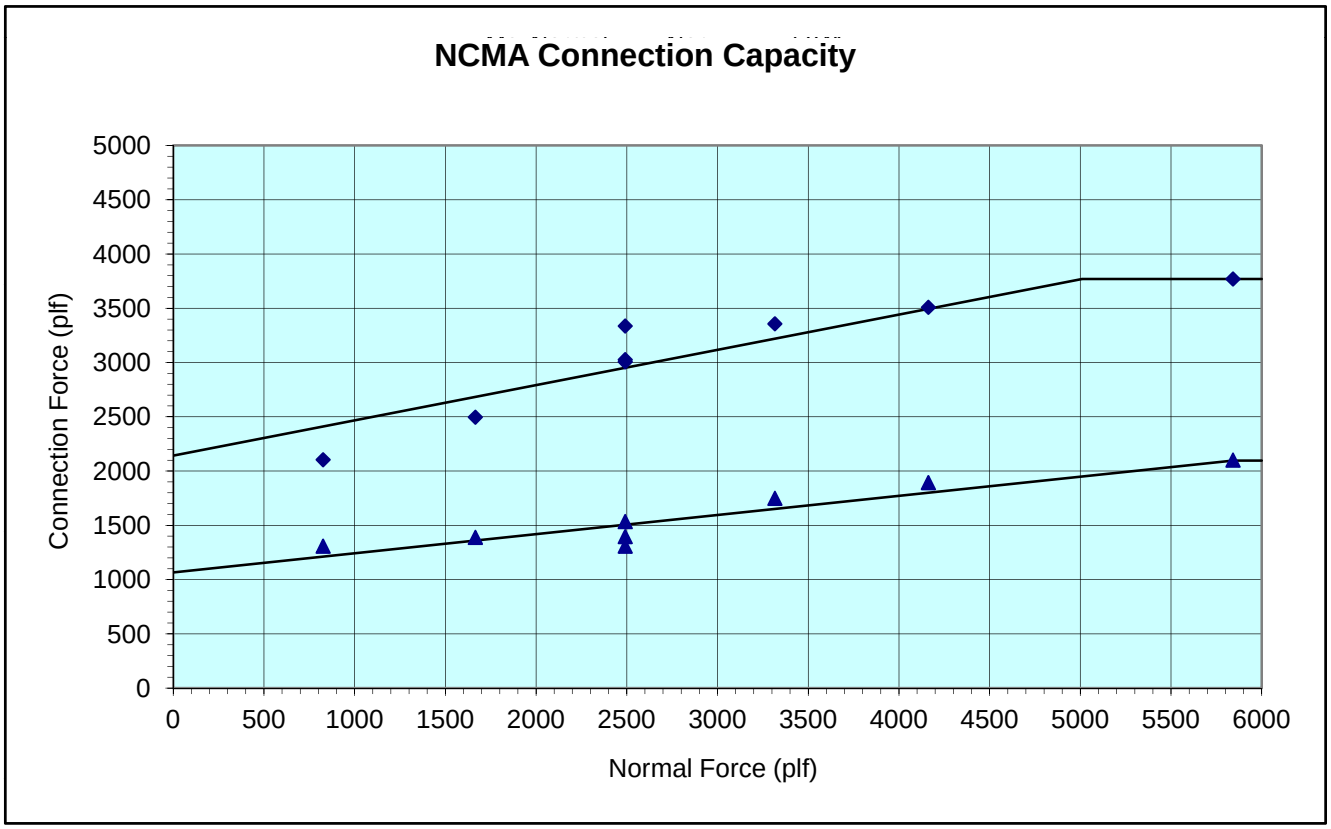

1/10/2012

pjs

CONNECTION EVALUATION

Keystone Unit: Standard II
Manufacturer: Tensar
Geogrid Type: UX1600MSE
Laboratory: Kingston ONT 2/17/2003

Peak Connection Equation Fit

	English	Metric
Intercept (plf)	1722	25.13
Slope1	42.0	42.0
Break - Normal	4205	61.37
Slope2	0.0	0.0
Maximum (plf)	5508	80.39

3/4" Serviceability Equation Fit

Intercept (plf)	1138	16.61
Slope1	16.0	16.0
Break - Normal	5807	84.75
Slope2	0.0	0.0
Maximum (plf)	2803	40.91

Laboratory Test Data
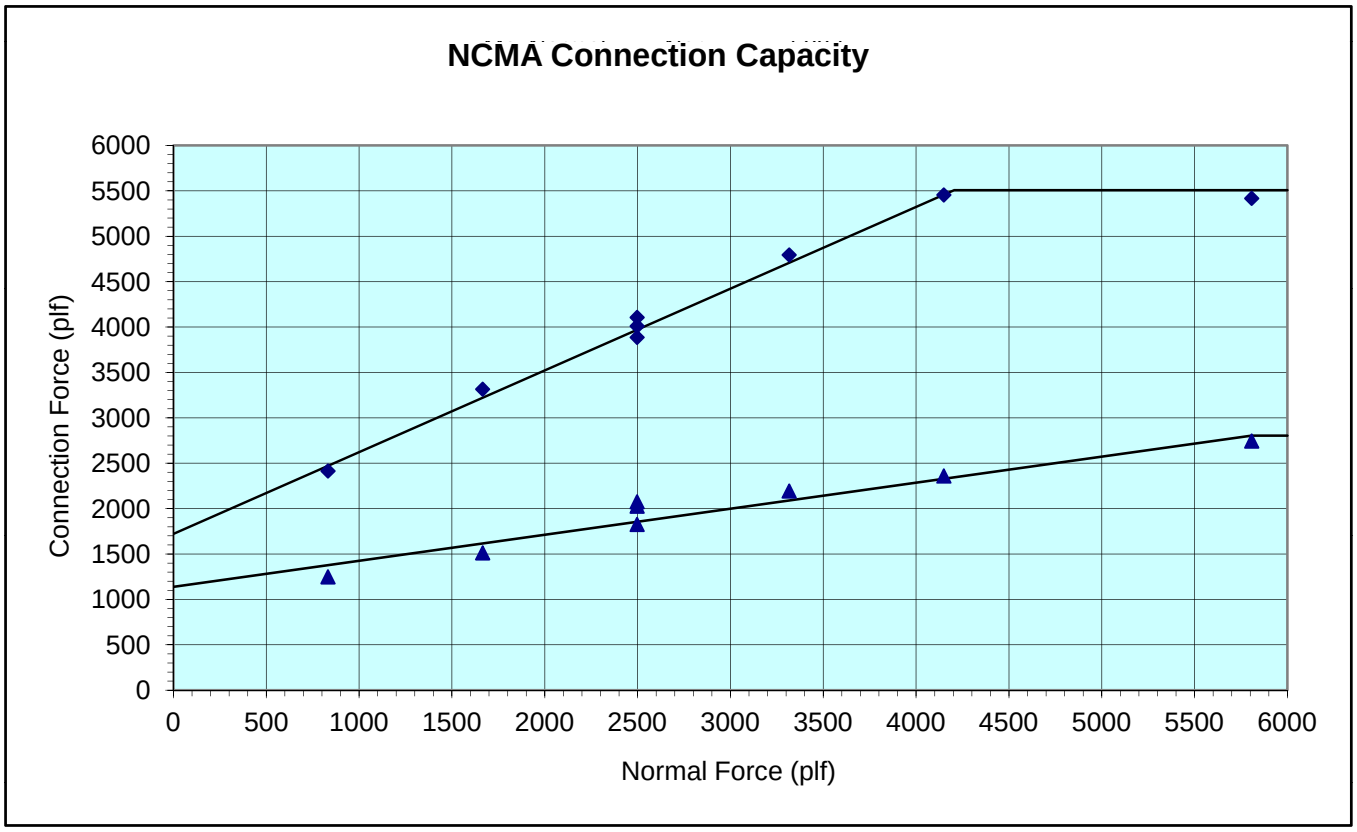
Normal Load (plf)	Peak Connection (plf)	3/4" Connection (plf)
832	2415	1249
1665	3316	1513
2497	3887	1827
2497	4011	2076
2497	4107	2028
3316	4795	2194
4149	5456	2360
5807	5418	2745