1/10/2012

pjs

CONNECTION EVALUATION

Keystone Unit: Standard
Manufacturer: Stratagrid
Geogrid Type: SG 150
Laboratory: BCGT 1/3/2006

Peak Connection Equation Fit

	English	Metric
Intercept (plf)	1450	21.16
Slope1	0.0	0.0
Break - Normal	4075	59.47
Slope2	0.0	0.0
Maximum (plf)	1450	21.16

3/4" Serviceability Equation Fit

Intercept (plf)	600	8.76
Slope1	18.0	18.0
Break - Normal	1099	16.04
Slope2	0.0	0.0
Maximum (plf)	957	13.97

Laboratory Test Data

Normal Load (plf)	Peak Connection (plf)	3/4" Connection (plf)
621	1445	809
1227	1596	1053
1832	1582	960
1832	1562	992
1839	1493	903
2444	1383	1121
3050	1527	1037
4075	1376	1029

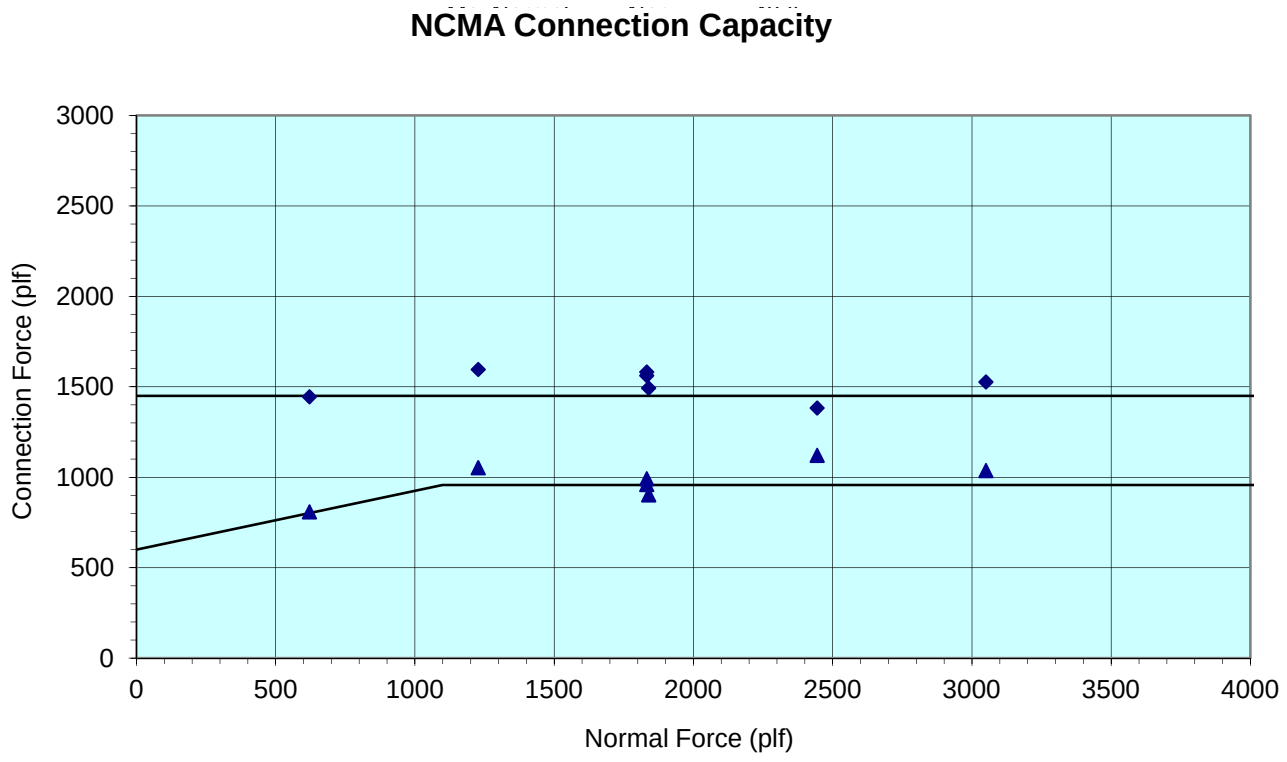

1/10/2012
cdm

CONNECTION EVALUATION

Keystone Unit: Standard
Manufacturer: Stratagrid
Geogrid Type: SG200
Laboratory: BCGT 3/12/2000

Peak Connection Equation Fit

	English	Metric
Intercept (plf)	834	12.17
Slope1	35.8	35.8
Break - Normal	1017	14.84
Slope2	0.0	0.0
Maximum (plf)	1567	22.88

3/4" Serviceability Equation Fit

Intercept (plf)	795	11.60
Slope1	4.1	4.1
Break - Normal	3729	54.42
Slope2	0.0	0.0
Maximum (plf)	1062	15.50

Laboratory Test Data

Normal Load (plf)	Peak Connection (plf)	3/4" Connection (plf)
571	1245	830
1135	1651	910
1679	1507	881
1699	1514	871
1713	1644	908
2236	1603	979
2793	1624	1090
3729	1417	1013

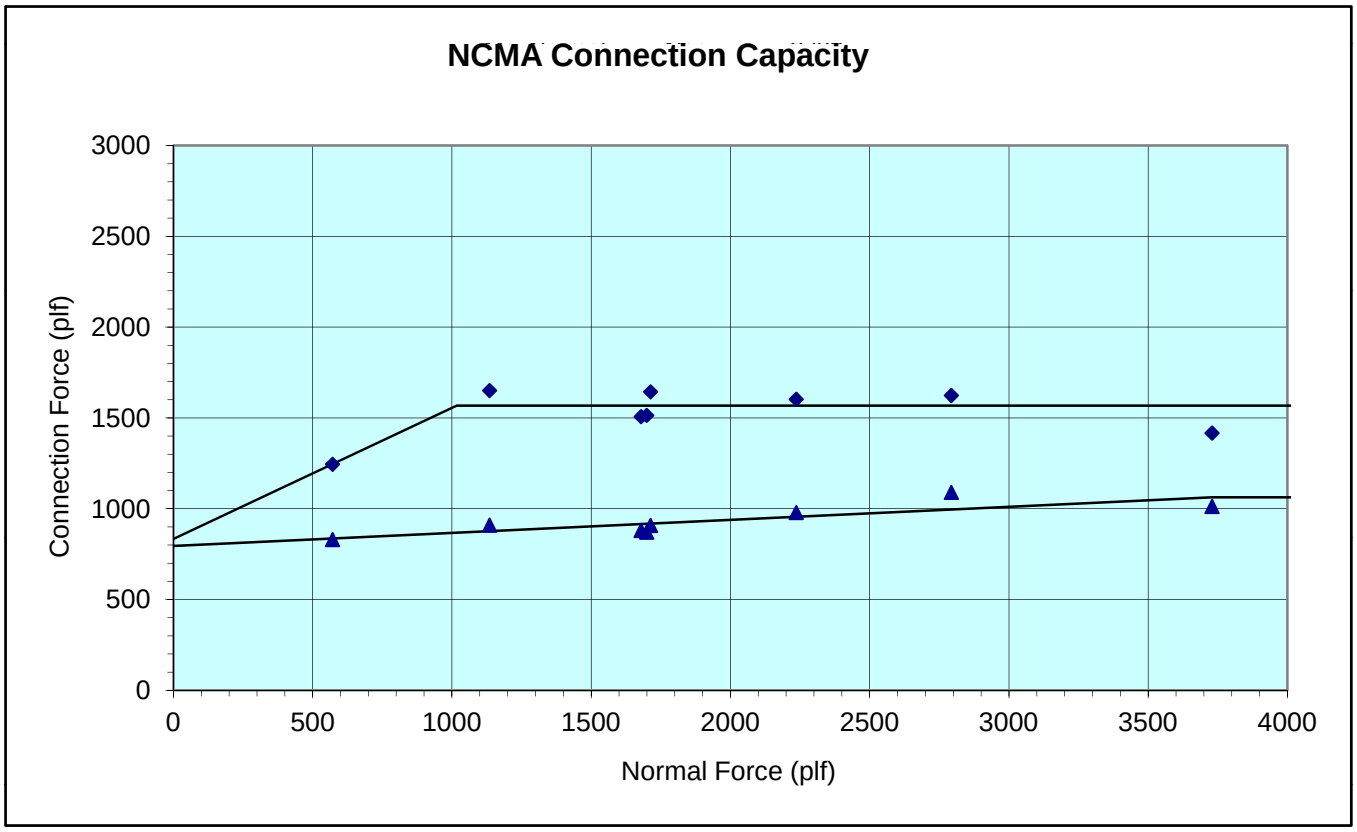

1/10/2012
cdm

CONNECTION EVALUATION

Keystone Unit: Standard
Manufacturer: Stratagrid
Geogrid Type: SG350
Laboratory: BCGT 4/10/2005

Peak Connection Equation Fit

	English	Metric
Intercept (plf)	1610	23.50
Slope1	20.0	20.0
Break - Normal	3300	48.16
Slope2	0.0	0.0
Maximum (plf)	2811	41.03

3/4" Serviceability Equation Fit

Intercept (plf)	1210	17.66
Slope1	9.8	9.8
Break - Normal	4500	65.68
Slope2	0.0	0.0
Maximum (plf)	1987	29.00

Laboratory Test Data

Normal Load (plf)	Peak Connection (plf)	3/4" Connection (plf)
957	1920	1356
1865	2367	1573
2801	2525	1626
2808	2642	1797
2835	2697	1638
3737	2814	1867
4658	2828	2010
5608	2828	1962

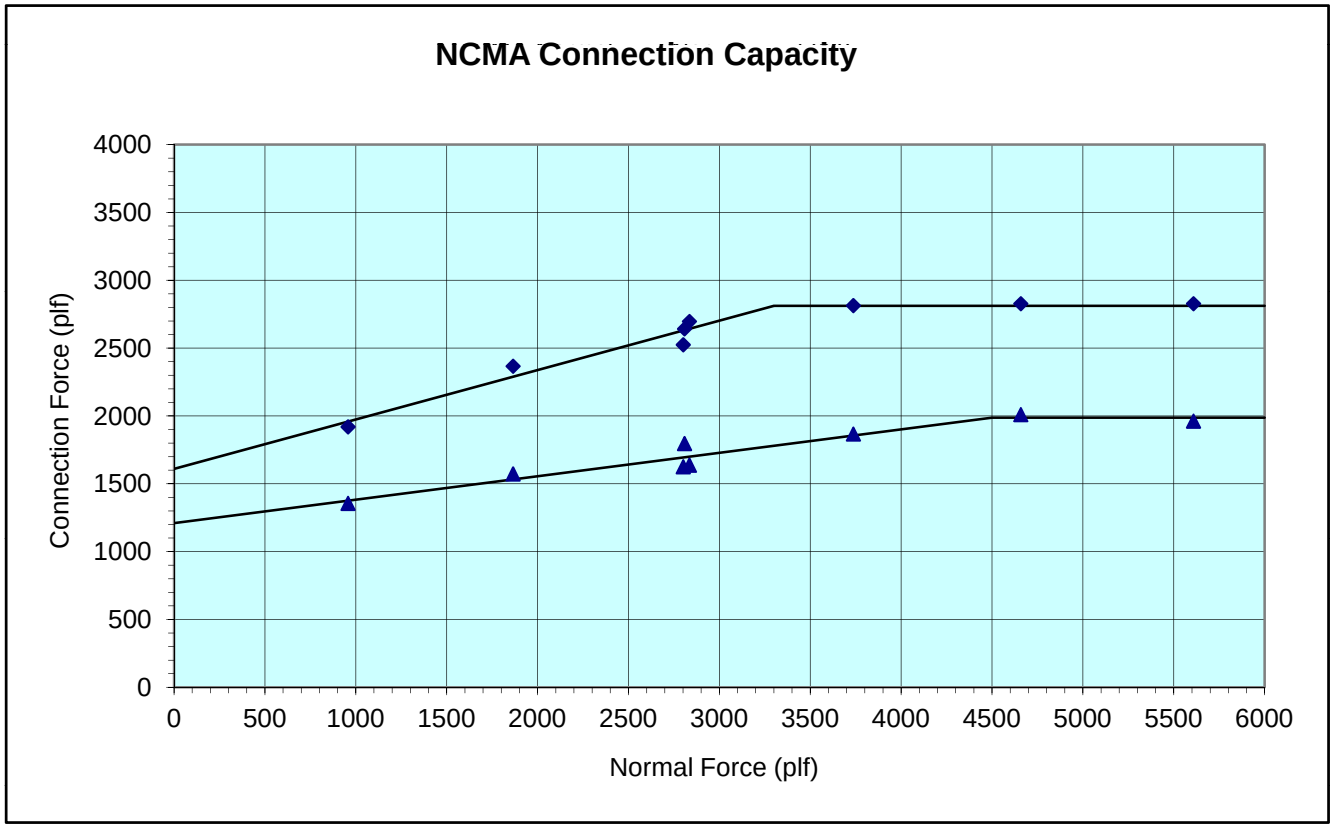

1/10/2012

pjs

CONNECTION EVALUATION

Keystone Unit: Standard
Manufacturer: Stratagrid
Geogrid Type: SG500
Laboratory: BCGT 7/15/2000

Peak Connection Equation Fit

	English	Metric
Intercept (plf)	1288	18.80
Slope1	43.57	43.6
Break - Normal	1552	22.65
Slope2	0.0	0.0
Maximum (plf)	2764	40.34

3/4" Serviceability Equation Fit

Intercept (plf)	996	14.54
Slope1	12.0	12.0
Break - Normal	3708	54.12
Slope2	0.0	0.0
Maximum (plf)	1784	26.04

Laboratory Test Data

Normal Load (plf)	Peak Connection (plf)	3/4" Connection (plf)
585	1837	1084
1094	2339	1194
1562	2766	1308
2229	2731	1395
2236	2862	1602
2257	2979	1562
2800	2676	1604
3708	2614	1702

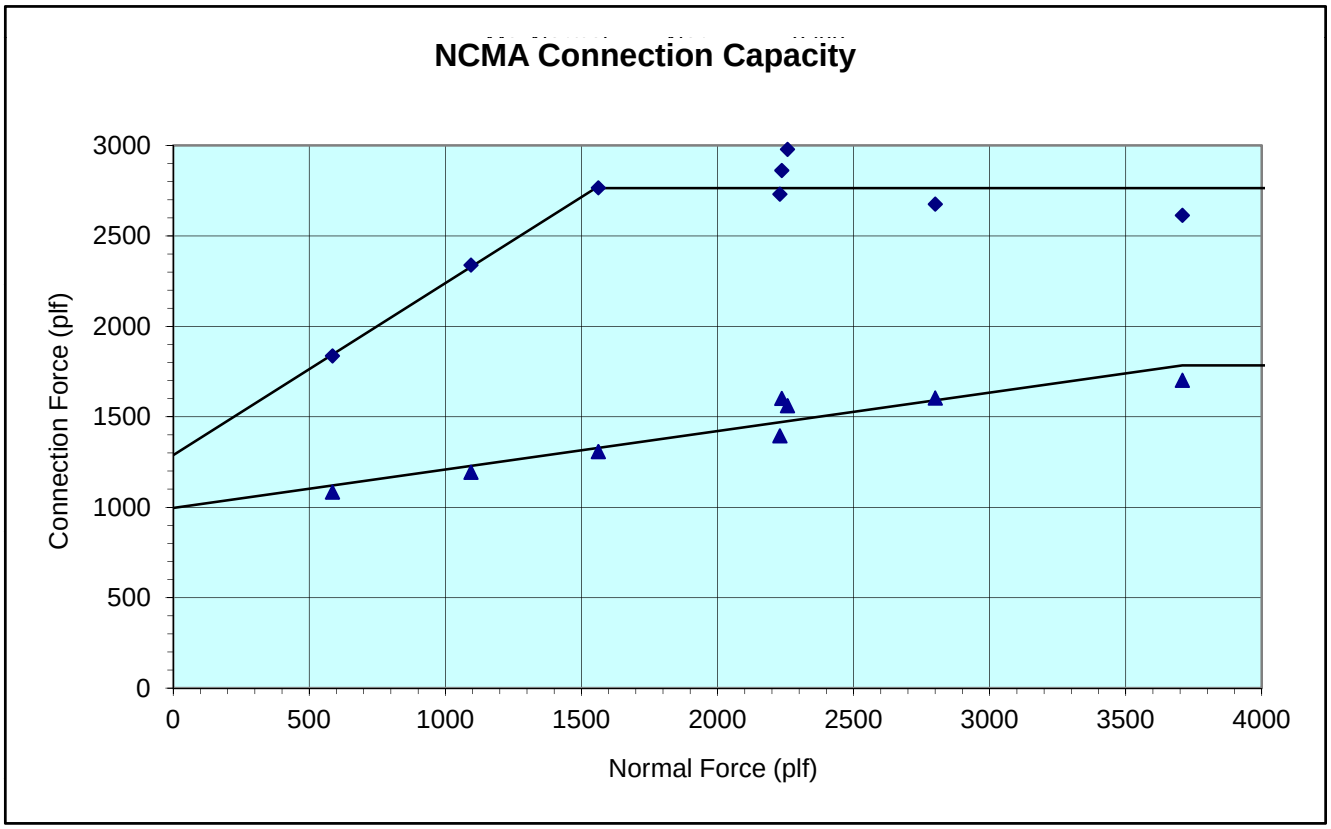

1/10/2012
cdm

CONNECTION EVALUATION

Keystone Unit: Standard
Manufacturer: Stratagrid
Geogrid Type: SG550
Laboratory: TRI 3/8/2005

Peak Connection Equation Fit

	English	Metric
Intercept (plf)	1369	19.98
Slope1	48.0	48.0
Break - Normal	1800	26.27
Slope2	0.0	0.0
Maximum (plf)	3368	49.16

3/4" Serviceability Equation Fit

Intercept (plf)	1200	17.51
Slope1	11.0	11.0
Break - Normal	3937	57.46
Slope2	0.0	0.0
Maximum (plf)	1965	28.68

Laboratory Test Data

Normal Load (plf)	Peak Connection (plf)	3/4" Connection (plf)
937	2413	1412
1937	3528	1750
2937	3657	1874
3439	3661	2217
3937	3391	1881
3937	3365	2130
3939	3289	1980

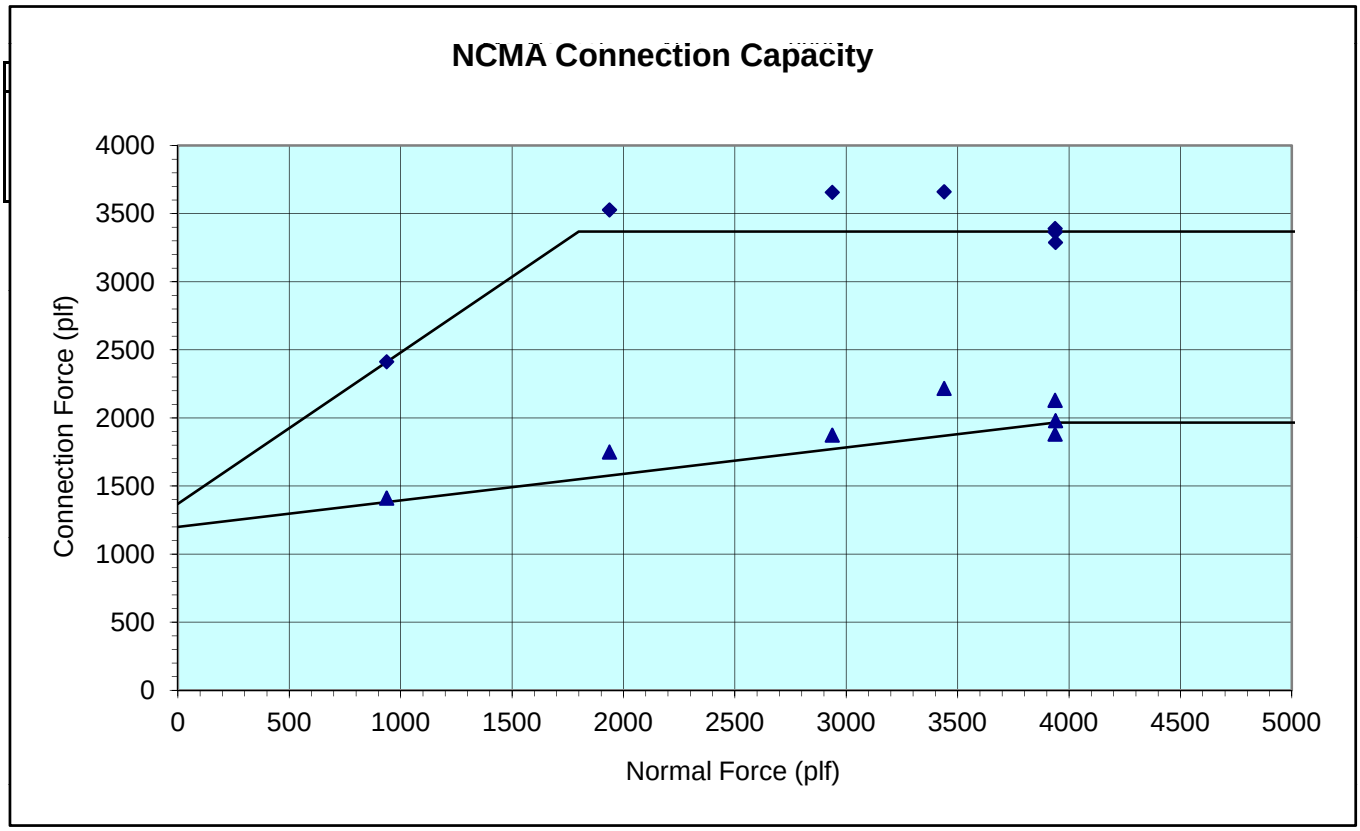

1/10/2012
cdm

CONNECTION EVALUATION

Keystone Unit: Standard
Manufacturer: Stratagrid
Geogrid Type: SG600
Laboratory: BCGT 2/17/2005

Peak Connection Equation Fit

	English	Metric
Intercept (plf)	2191	31.98
Slope1	29.0	29.0
Break - Normal	3760	54.88
Slope2	4.0	4.0
Maximum (plf)	4508	65.80

3/4" Serviceability Equation Fit

Intercept (plf)	1333	19.45
Slope1	21.4	21.4
Break - Normal	1865	27.22
Slope2	12.0	12.0
Maximum (plf)	3175	46.34

Laboratory Test Data
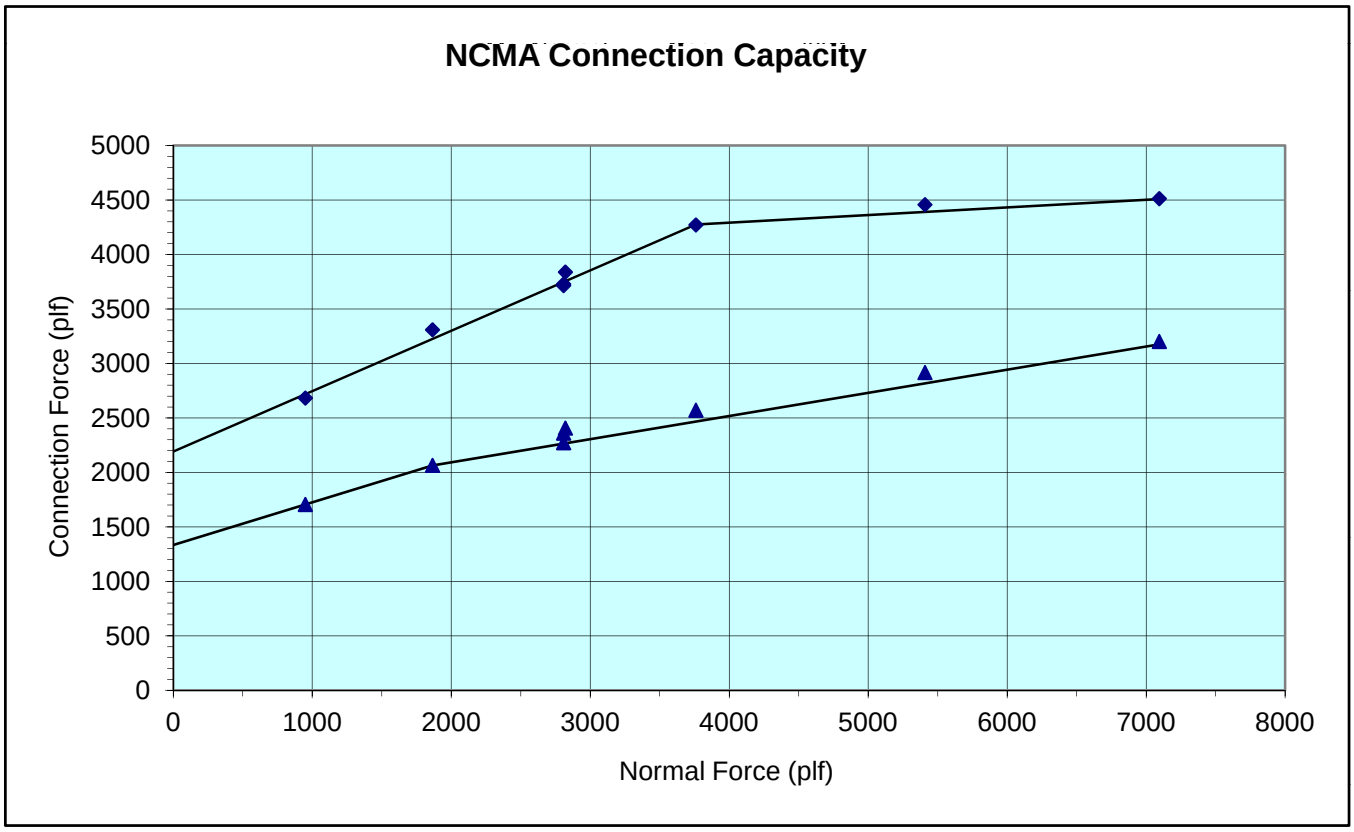
Normal Load (plf)	Peak Connection (plf)	3/4" Connection (plf)
950	2683	1706
1865	3309	2065
2808	3729	2272
2808	3715	2361
2821	3839	2407
3760	4272	2571
5408	4458	2917
7094	4513	3202