



CONNECTION EVALUATION

Keystone Unit: Standard II
Manufacturer: Mirafi
Geogrid Type: 2XT
Laboratory: BCGT 1/5/2007

Laboratory Test Data

Normal Load (plf)	Peak Connection (plf)	3/4" Connection (plf)
514	1699	894
1030	2057	1080
1546	2195	1203
1552	2202	1236
1552	2222	1192
2075	2325	1108
2578	2305	1326
3424	2202	1091

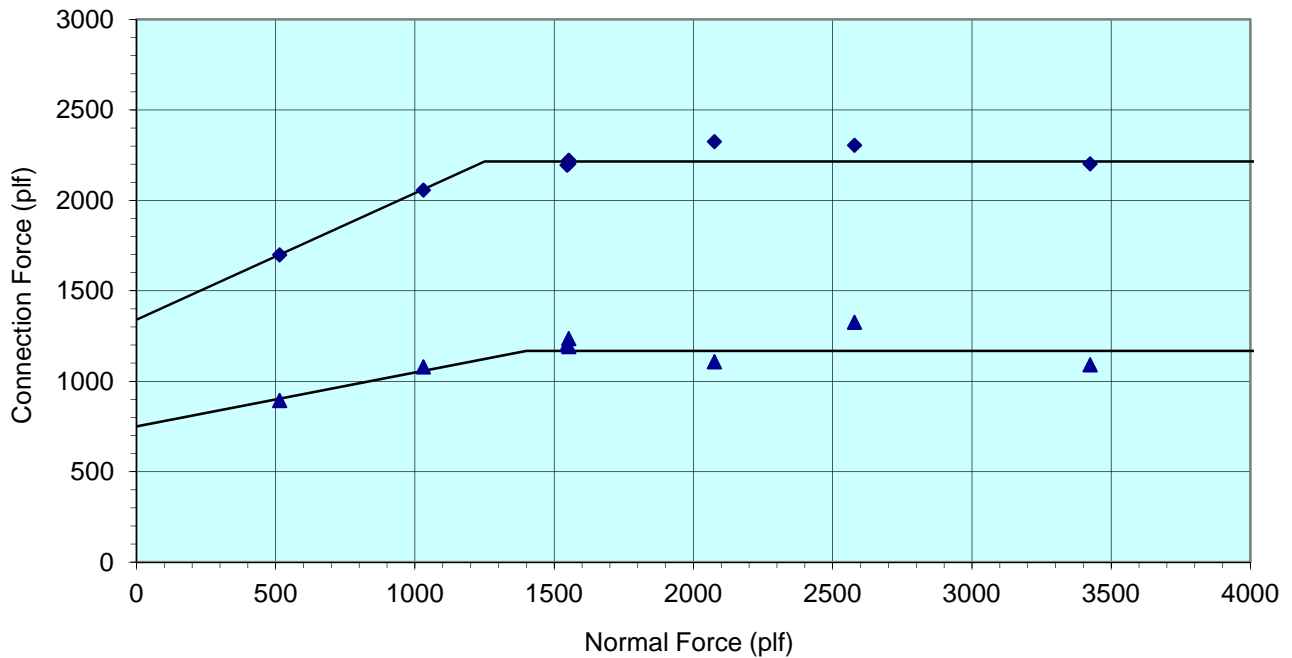
Peak Connection Equation Fit

	English	Metric
Intercept (plf)	1340	19.56
Slope1	35.0	35.0
Break - Normal	1250	18.24
Slope2	0.0	0.0
Maximum (plf)	2215	32.33

3/4" Serviceability Equation Fit

Intercept (plf)	750	10.95
Slope1	16.6	16.6
Break - Normal	1400	20.43
Slope2	0.0	0.0
Maximum (plf)	1167	17.04

NCMA Connection Capacity





CONNECTION EVALUATION

Keystone Unit: Standard II
Manufacturer: Mirafi
Geogrid Type: 3XT
Laboratory: BCGT 11/28/2003

Peak Connection Equation Fit

	English	Metric
Intercept (plf)	968	14.13
Slope1	46.0	46.0
Break - Normal	1100	16.05
Slope2	0.0	0.0
Maximum (plf)	2107	30.75

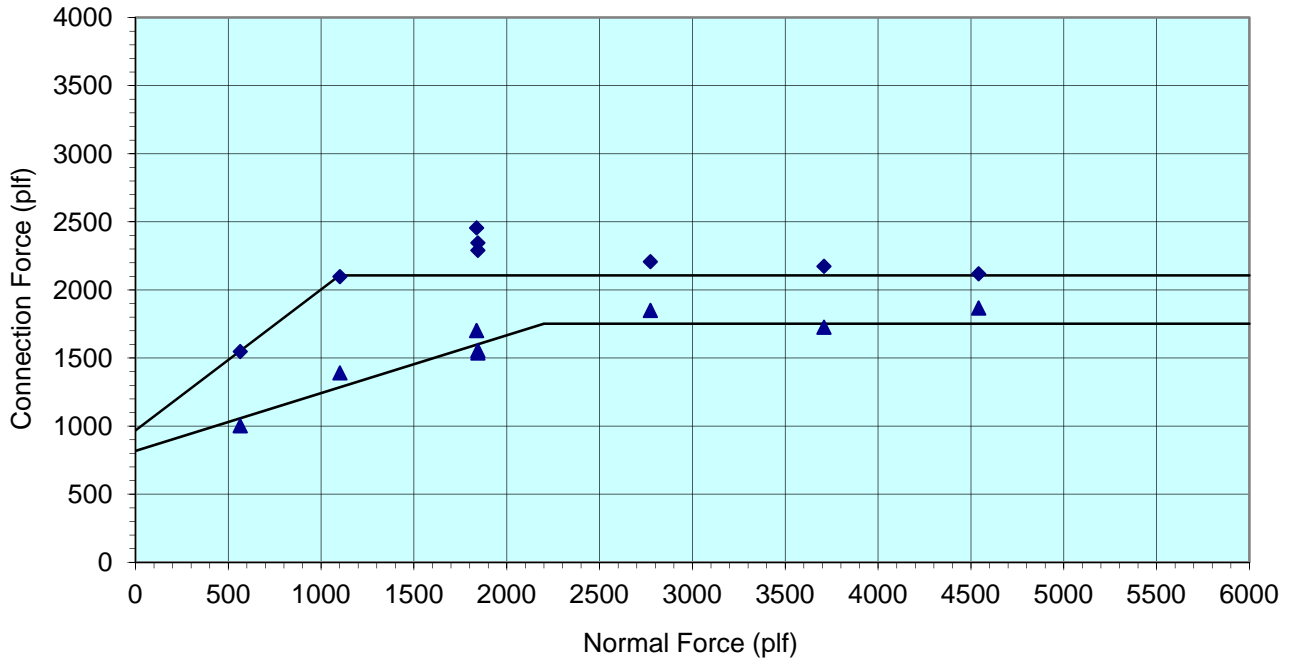
3/4" Serviceability Equation Fit

Intercept (plf)	818	11.94
Slope1	23.0	23.0
Break - Normal	2200	32.11
Slope2	0.0	0.0
Maximum (plf)	1752	25.57

Laboratory Test Data

Normal Load (plf)	Peak Connection (plf)	3/4" Connection (plf)
564	1548	1003
1101	2098	1391
1837	2456	1702
1844	2291	1556
1844	2346	1537
2773	2208	1850
3708	2174	1727
4541	2119	1868

NCMA Connection Capacity





CONNECTION EVALUATION

Keystone Unit: Standard II
Manufacturer: Mirafi
Geogrid Type: 5XT
Laboratory: BCGT 11/28/2003

Laboratory Test Data

Normal Load (plf)	Peak Connection (plf)	3/4" Connection (plf)
537	1748	1135
1101	2126	1502
1837	2594	1764
1837	2408	1855
1858	2497	1787
2780	2724	2142
3715	2766	2082
4637	2938	2455

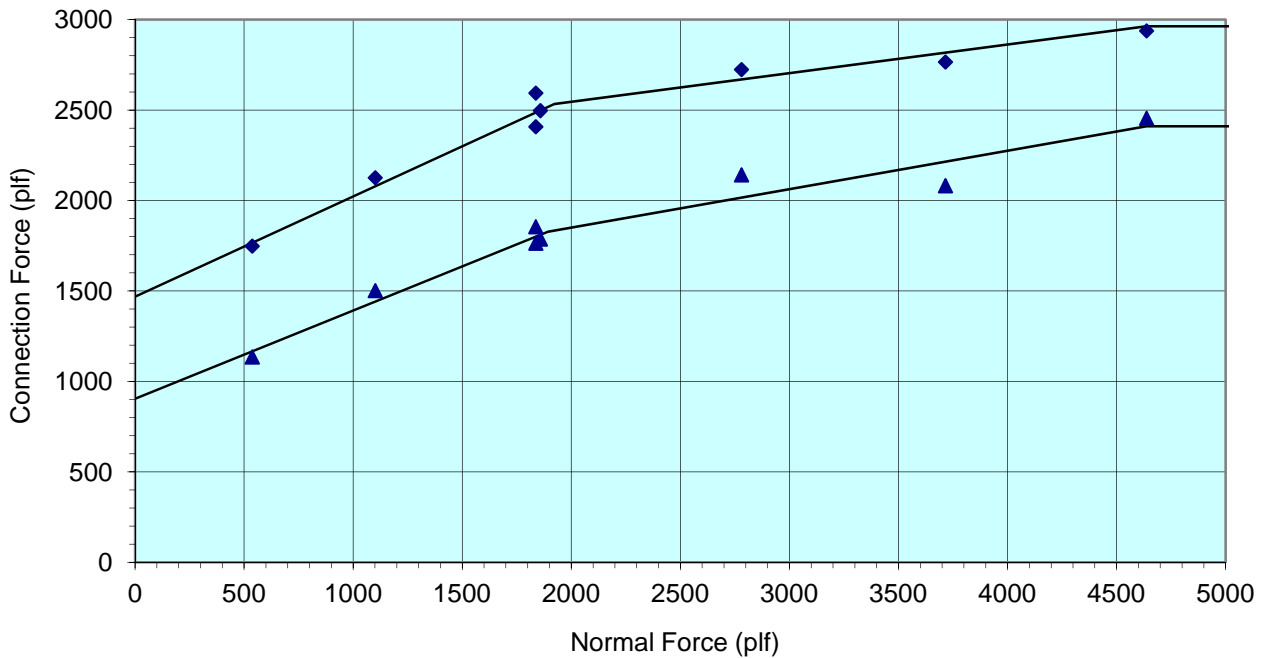
Peak Connection Equation Fit

	English	Metric
Intercept (plf)	1468	21.42
Slope1	29.0	29.0
Break - Normal	1922	28.05
Slope2	9.0	9.0
Maximum (plf)	2963	43.25

3/4" Serviceability Equation Fit

Intercept (plf)	904	13.19
Slope1	26.0	26.0
Break - Normal	1893	27.63
Slope2	12.0	12.0
Maximum (plf)	2411	35.18

NCMA Connection Capacity





CONNECTION EVALUATION

Keystone Unit: Standard II
Manufacturer: Mirafi
Geogrid Type: 7XT
Laboratory: BCGT 11/28/2003

Laboratory Test Data

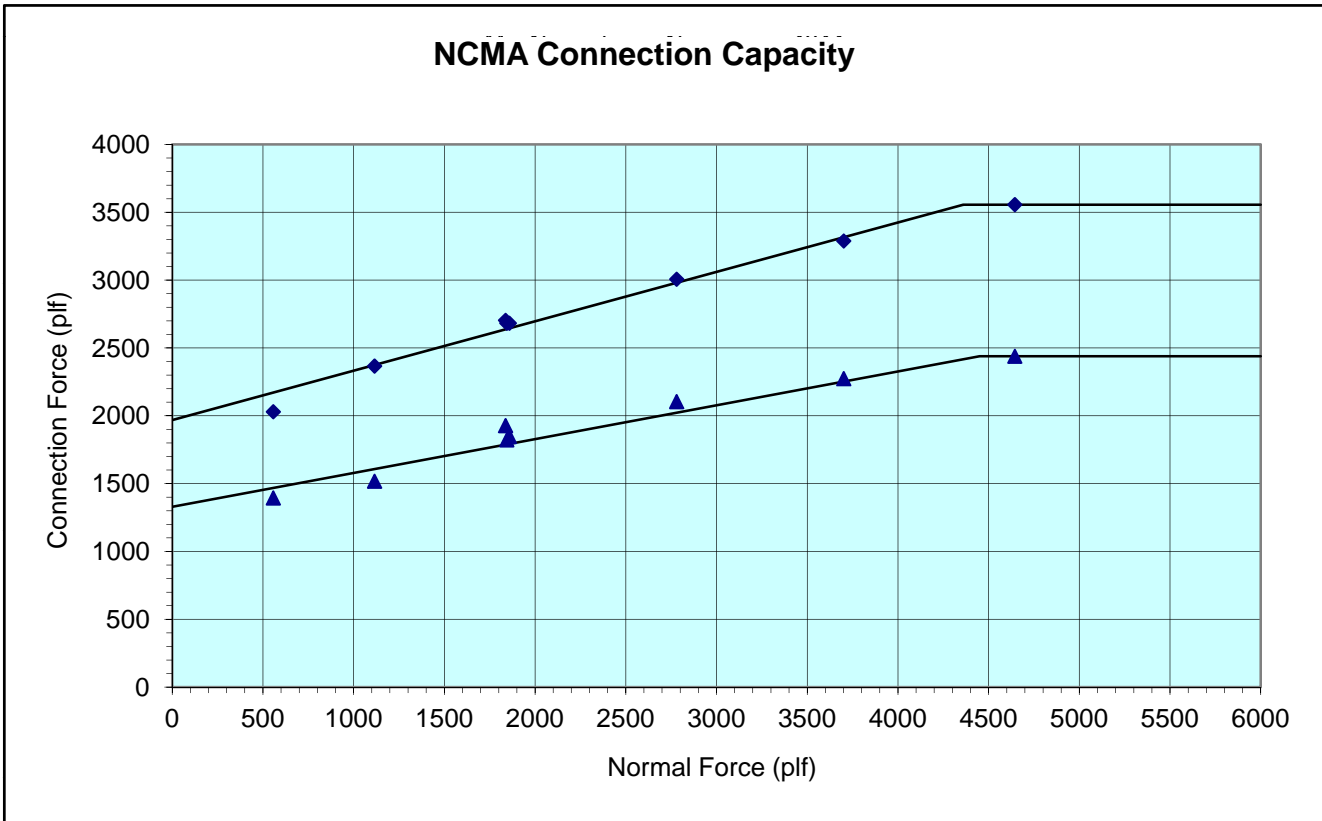
Normal Load (plf)	Peak Connection (plf)	3/4" Connection (plf)
557	2030	1395
1115	2367	1518
1837	2704	1928
1844	2683	1823
1858	2683	1848
2780	3007	2105
3701	3289	2274
4644	3557	2439

Peak Connection Equation Fit

	English	Metric
Intercept (plf)	1969	28.74
Slope1	20.0	20.0
Break - Normal	4360	63.63
Slope2	0.0	0.0
Maximum (plf)	3556	51.90

3/4" Serviceability Equation Fit

Intercept (plf)	1329	19.40
Slope1	14.0	14.0
Break - Normal	4450	64.95
Slope2	0.0	0.0
Maximum (plf)	2439	35.59





CONNECTION EVALUATION

Keystone Unit: Standard II
 Manufacturer: Mirafi
 Geogrid Type: 8XT
 Laboratory: BCGT 11/28/2003

Laboratory Test Data

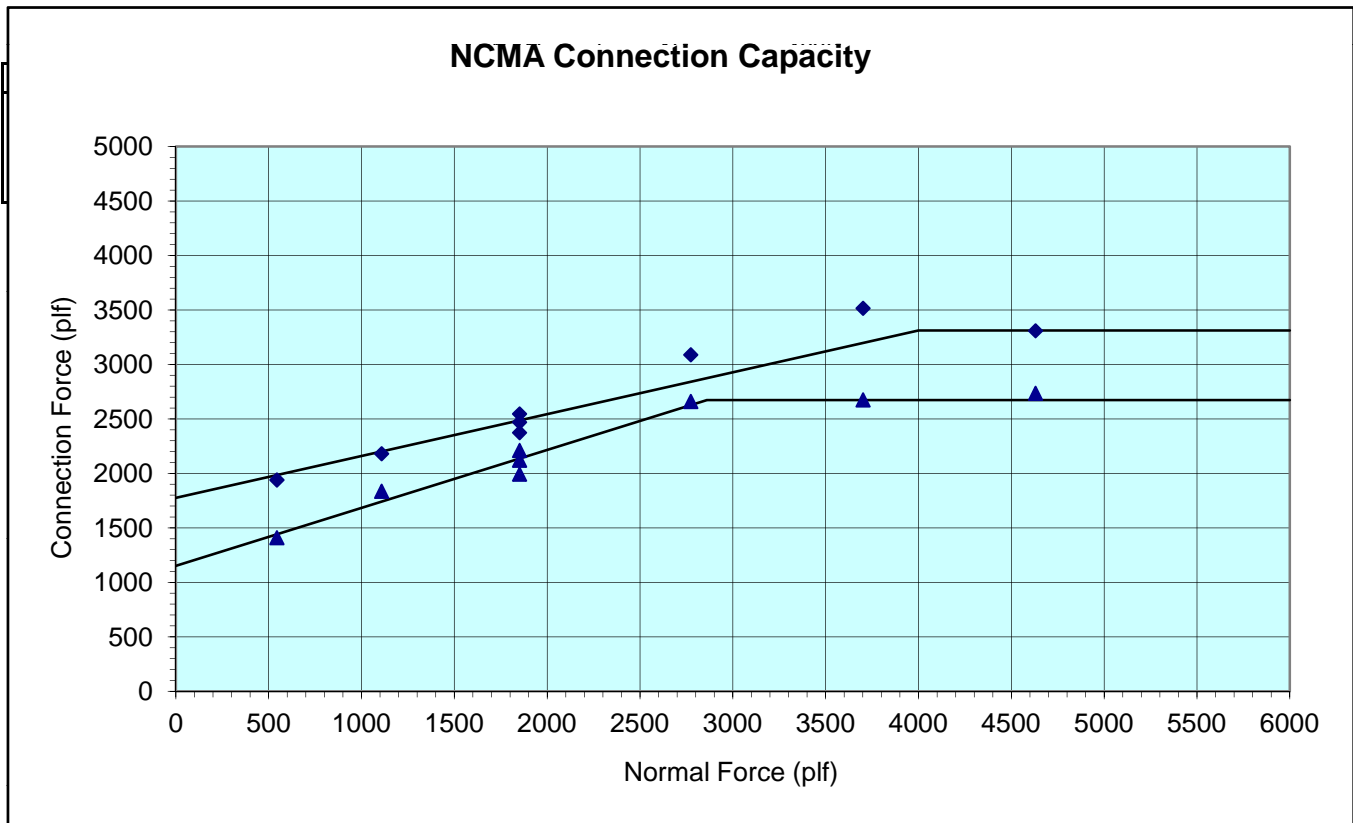
Normal Load (plf)	Peak Connection (plf)	3/4" Connection (plf)
544	1940	1410
1108	2181	1836
1851	2546	2211
1851	2470	2122
1851	2374	1993
2773	3089	2661
3701	3516	2675
4630	3309	2735

Peak Connection Equation Fit

	English	Metric
Intercept (plf)	1776	25.92
Slope1	21.0	21.0
Break - Normal	4000	58.38
Slope2	0.0	0.0
Maximum (plf)	3311	48.33

3/4" Serviceability Equation Fit

Intercept (plf)	1152	16.81
Slope1	28.0	28.0
Break - Normal	2860	41.74
Slope2	0.0	0.0
Maximum (plf)	2673	39.01





CONNECTION EVALUATION

Keystone Unit: Standard II
Manufacturer: Mirafi
Geogrid Type: 10XT
Laboratory: BCGT 11/28/2003

Laboratory Test Data

Normal Load (plf)	Peak Connection (plf)	3/4" Connection (plf)
550	2002	1475
1115	2387	1615
1851	2855	2105
1851	3041	2292
1871	3130	2179
2780	3075	2481
3722	3364	2706
4658	3901	3039

Peak Connection Equation Fit

	English	Metric
Intercept (plf)	2051	29.93
Slope1	22.0	22.0
Break - Normal	4579	66.83
Slope2	0.0	0.0
Maximum (plf)	3901	56.93

3/4" Serviceability Equation Fit

Intercept (plf)	1378	20.11
Slope1	20.0	20.0
Break - Normal	4564	66.61
Slope2	0.0	0.0
Maximum (plf)	3039	44.35

NCMA Connection Capacity

