1/10/2012

pjs

CONNECTION EVALUATION

Keystone Unit: Century
Manufacturer: Mirafi
Geogrid Type: 2XT
Laboratory: TRI TX 5/12/2003

Peak Connection Equation Fit

	English	Metric
Intercept (plf)	779	11.37
Slope1	14.2	14.2
Break - Normal	1663	24.27
Slope2	0.0	0.0
Maximum (plf)	1200	17.51

3/4" Serviceability Equation Fit

Intercept (plf)	779	11.37
Slope1	14.2	14.2
Break - Normal	1663	24.27
Slope2	0.0	0.0
Maximum (plf)	1200	17.51

Laboratory Test Data

Normal Load (plf)	Peak Connection (plf)	3/4" Connection (plf)
502	945	934
1002	955	955
1501	1173	1173
1502	1184	1184
1505	1290	1290
2003	1221	1221
2502	1174	1174

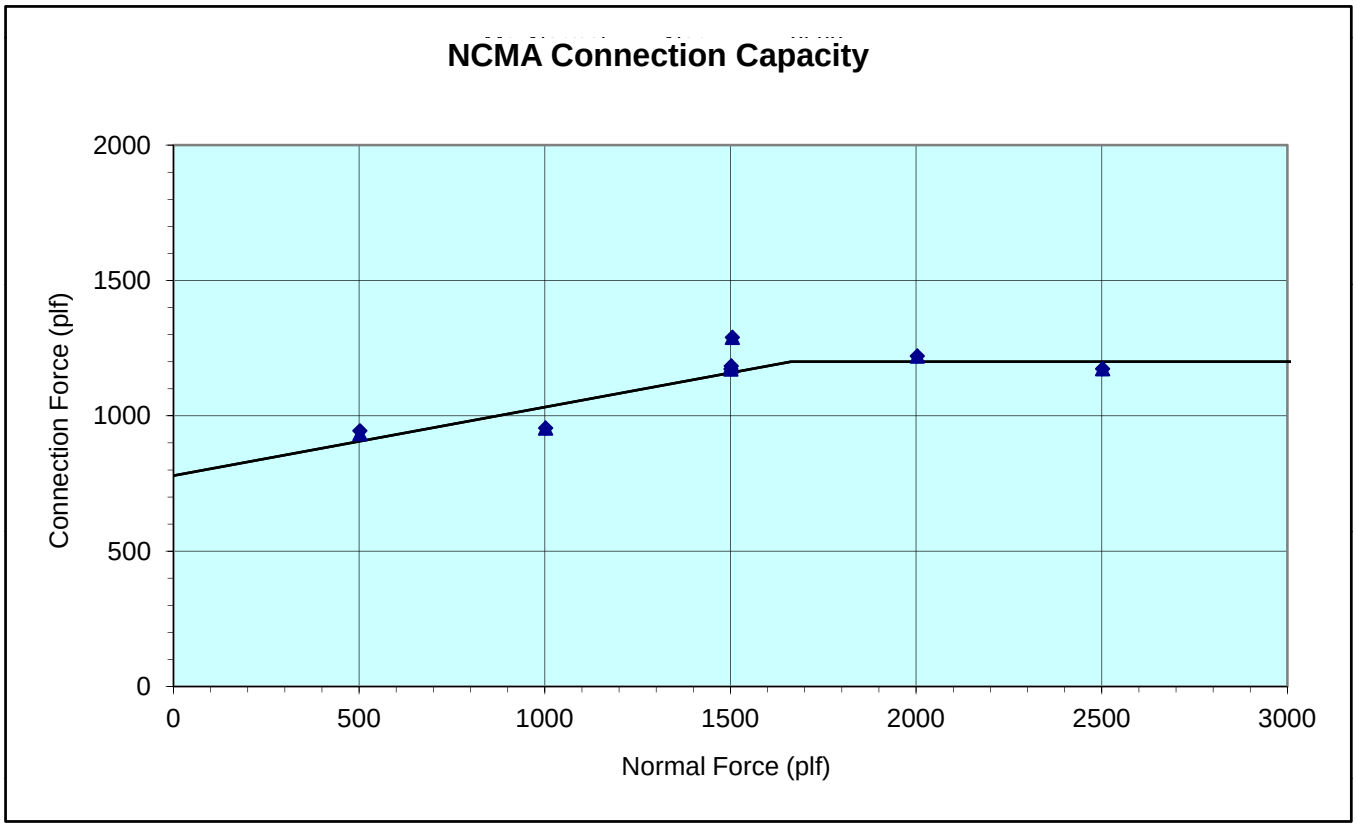

1/10/2012
cdm

CONNECTION EVALUATION

Keystone Unit: Century
Manufacturer: Mirafi
Geogrid Type: 3XT
Laboratory: TRI TX 9/25/2003

Peak Connection Equation Fit

	English	Metric
Intercept (plf)	1069	15.60
Slope1	20.0	20.0
Break - Normal	1412	20.61
Slope2	9.0	9.0
Maximum (plf)	1755	25.62

3/4" Serviceability Equation Fit

Intercept (plf)	654	9.54
Slope1	31.0	31.0
Break - Normal	1430	20.87
Slope2	12.6	12.6
Maximum (plf)	1753	25.58

Laboratory Test Data

Normal Load (plf)	Peak Connection (plf)	3/4" Connection (plf)
499	1280	920
1003	1375	1323
1501	1606	1498
1501	1578	1514
1503	1692	1618
2000	1728	1679
2501	1755	1755

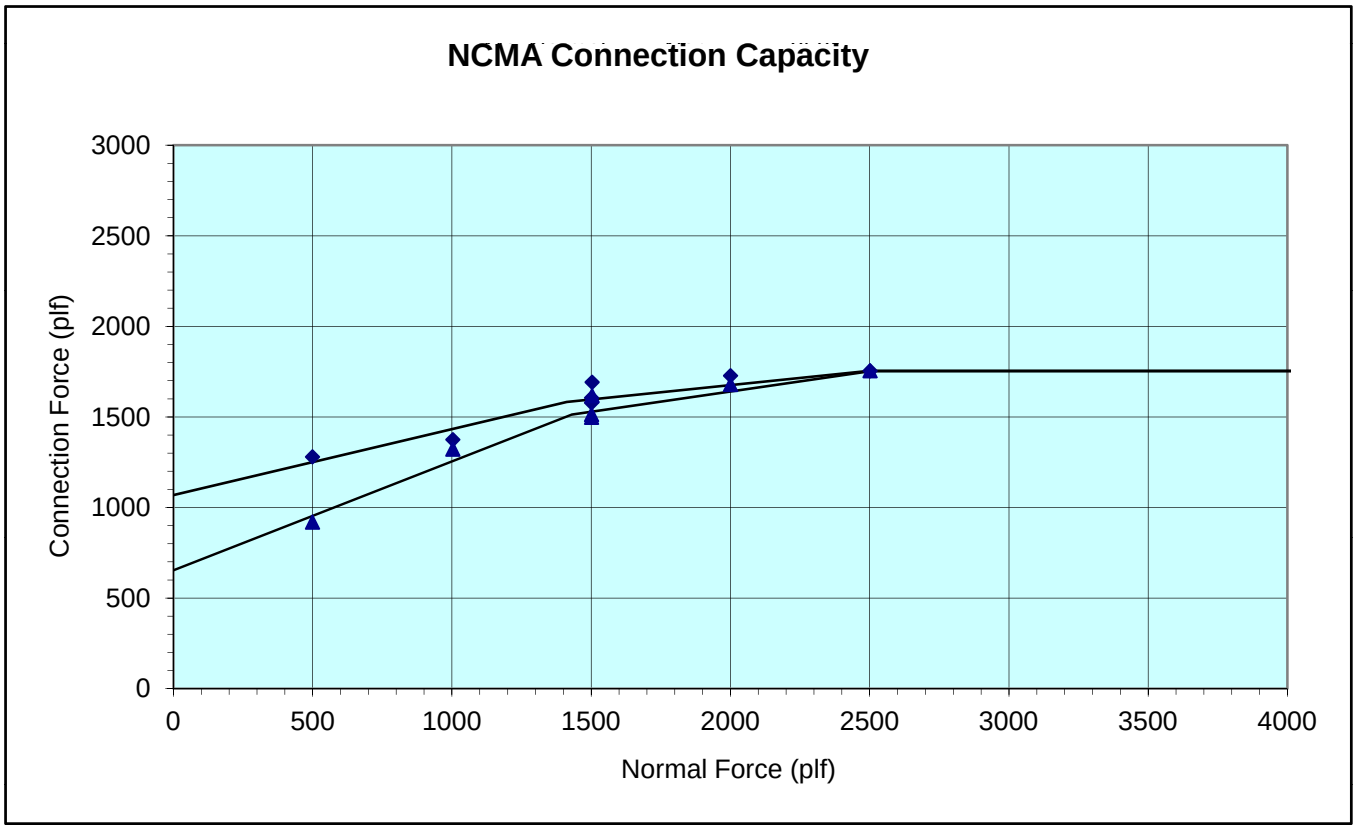

1/10/2012
cdm

CONNECTION EVALUATION

Keystone Unit: Century
Manufacturer: Mirafi
Geogrid Type: 5XT
Laboratory: TRI TX 5/12/2003

Peak Connection Equation Fit

	English	Metric
Intercept (plf)	686	10.01
Slope1	36.4	36.4
Break - Normal	1497	21.85
Slope2	4.2	4.2
Maximum (plf)	1863	27.19

3/4" Serviceability Equation Fit

Intercept (plf)	536	7.82
Slope1	37.5	37.5
Break - Normal	1570	22.91
Slope2	7.5	7.5
Maximum (plf)	1863	27.19

Laboratory Test Data

Normal Load (plf)	Peak Connection (plf)	3/4" Connection (plf)
503	1038	896
1003	1464	1358
1501	1735	1672
1503	1853	1668
1503	1773	1701
2003	1871	1871
2500	1864	1864

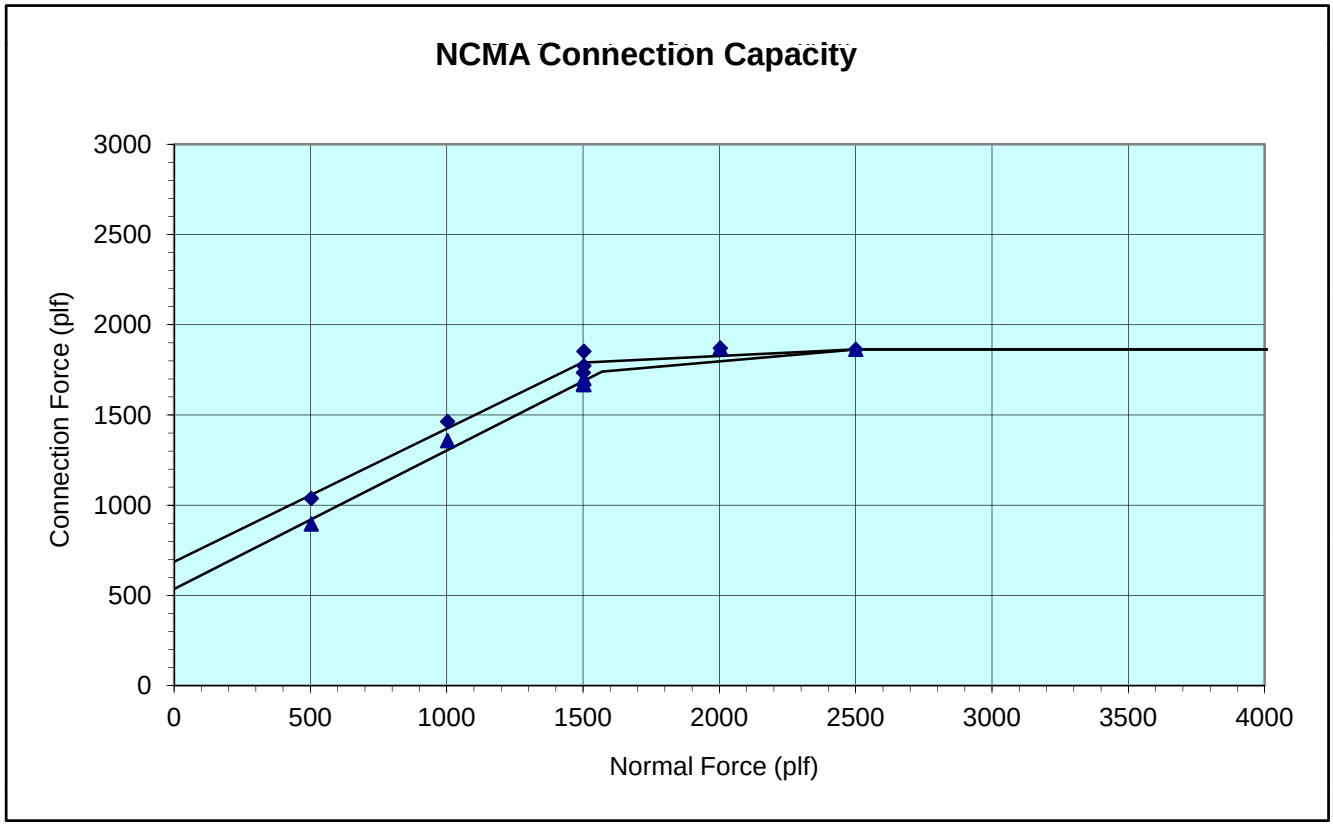

1/10/2012
pjs

CONNECTION EVALUATION

Keystone Unit: Century
Manufacturer: Mirafi
Geogrid Type: 7XT
Laboratory: TRI 5/12/03 BCGT 2/2004

Peak Connection Equation Fit

	English	Metric
Intercept (plf)	1240	18.10
Slope1	25.0	25.0
Break - Normal	2800	40.86
Slope2	0.0	0.0
Maximum (plf)	2546	37.15

3/4" Serviceability Equation Fit

Intercept (plf)	878	12.81
Slope1	19.0	19.0
Break - Normal	3364	49.10
Slope2	0.0	0.0
Maximum (plf)	2036	29.72

Laboratory Test Data

	Normal Load (plf)	Peak Connection (plf)	3/4" Connection (plf)
	413	1417	944
TRI	502	1506	1100
	798	1624	1260
TRI	1004	1821	1491
	1335	1864	1282
	1335	1823	1338
	1348	1892	1374
TRI	1502	2064	1889
TRI	1502	2059	1852
TRI	1503	1891	1773
TRI	2005	2476	2251
	2016	2133	1459
TRI	2502	2467	2467
	2676	2532	1802
	3364	2559	2016

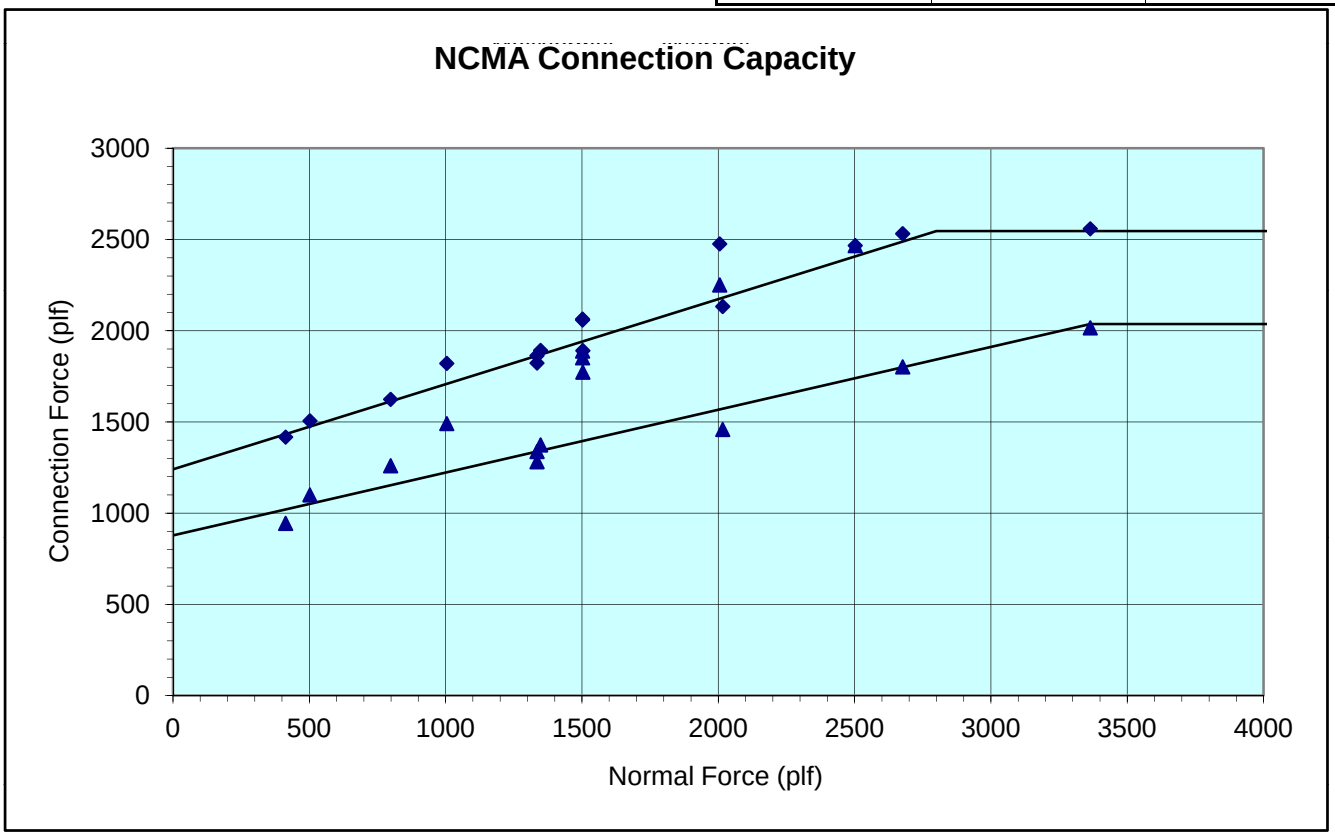

1/10/2012
pjs

CONNECTION EVALUATION

Keystone Unit: Century
Manufacturer: Mirafi
Geogrid Type: 8XT
Laboratory: TRI 5/12/03 BCGT 2/20/04

Peak Connection Equation Fit

	English	Metric
Intercept (plf)	1000	18.10
Slope1	35.0	35.0
Break - Normal	1900	27.73
Slope2	0.0	0.0
Maximum (plf)	2330	34.01

3/4" Serviceability Equation Fit

Intercept (plf)	700	10.22
Slope1	31.8	31.8
Break - Normal	1600	23.35
Slope2	0.0	0.0
Maximum (plf)	1692	24.69

Laboratory Test Data

	Normal Load (plf)	Peak Connection (plf)	3/4" Connection (plf)
	406	1287	941
	791	1527	1244
TRI	1002	1713	1621
	1335	1699	1377
	1335	1961	1392
	1342	1871	1644
TRI	1501	2140	1798
TRI	2002	2292	2074
TRI	2002	2554	2129
TRI	2005	2402	2243
	2023	2167	1696
TRI	2501	2267	2251
	2683	2442	1650
TRI	3001	2834	2403
	3364	2559	1724

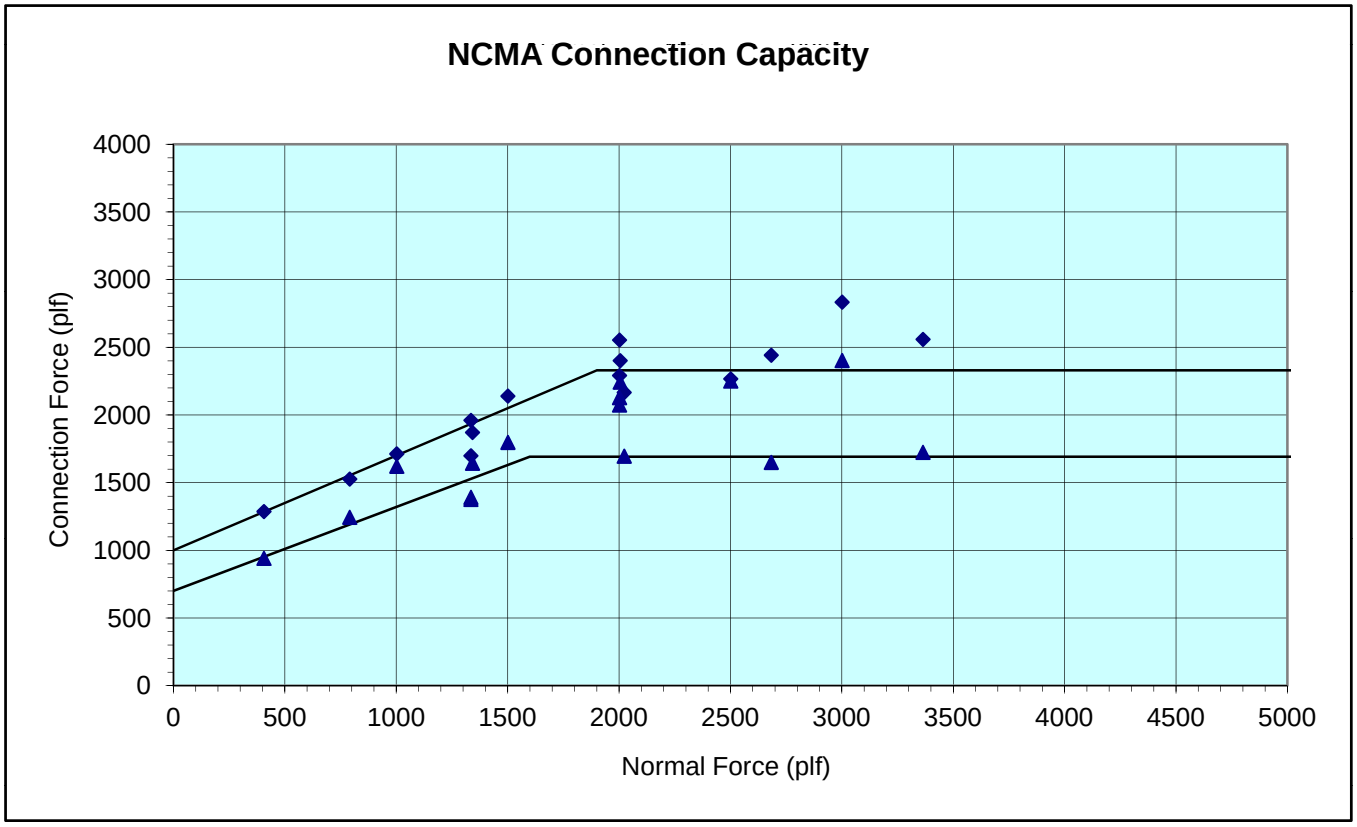

1/10/2012
cdm

CONNECTION EVALUATION

Keystone Unit: Century
Manufacturer: Mirafi
Geogrid Type: 10XT
Laboratory: TRI TX 5/12/2003

Peak Connection Equation Fit

	English	Metric
Intercept (plf)	1546	22.56
Slope1	37.8	37.8
Break - Normal	1551	22.64
Slope2	31.6	31.6
Maximum (plf)	3644	53.19

3/4" Serviceability Equation Fit

Intercept (plf)	1384	20.20
Slope1	35.3	35.3
Break - Normal	1587	23.16
Slope2	23.8	23.8
Maximum (plf)	3134	45.73

Laboratory Test Data
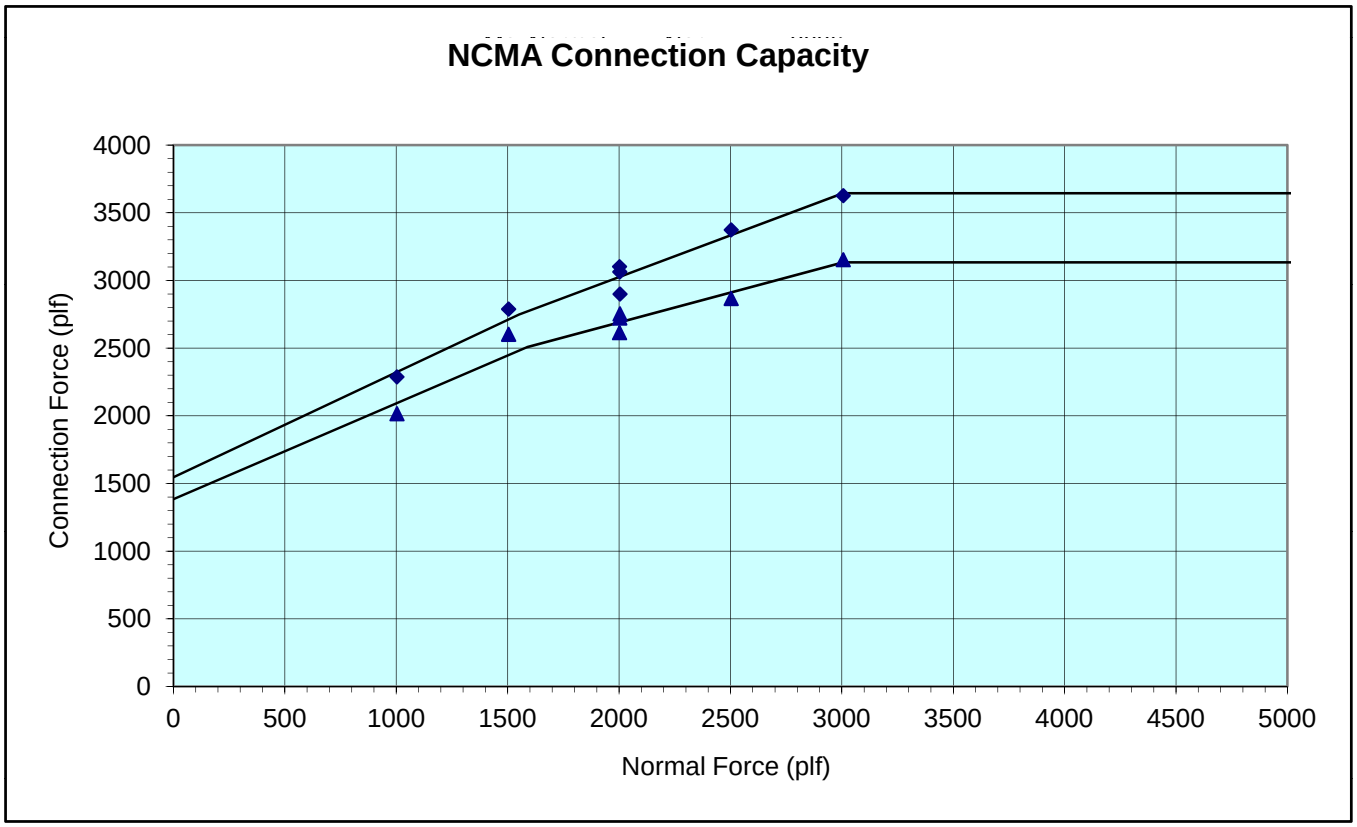
Normal Load (plf)	Peak Connection (plf)	3/4" Connection (plf)
1003	2288	2016
1504	2789	2603
2002	3103	2615
2003	3064	2723
2004	2900	2754
2503	3374	2867
3006	3627	3154