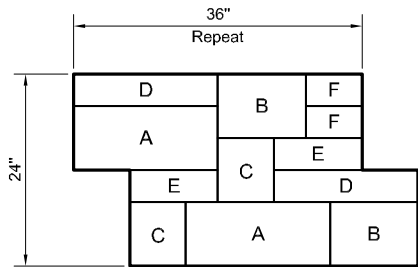
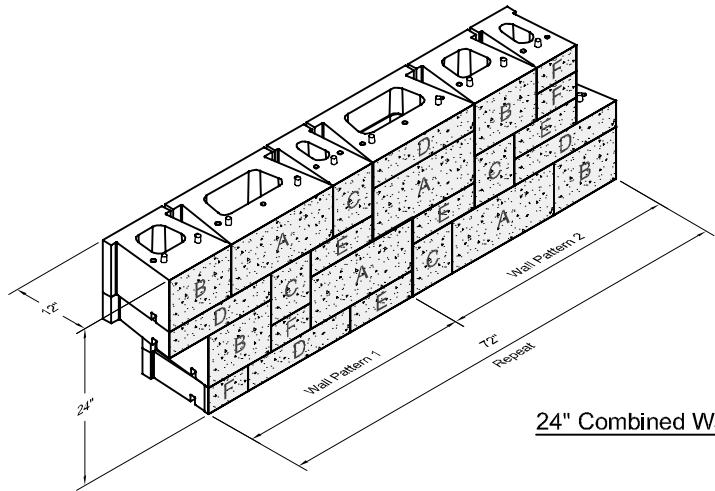


Wall Pattern 1

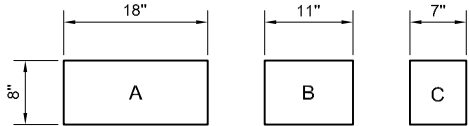


Wall Pattern 2

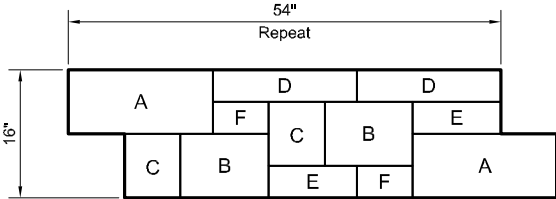
24" Wall Patterns



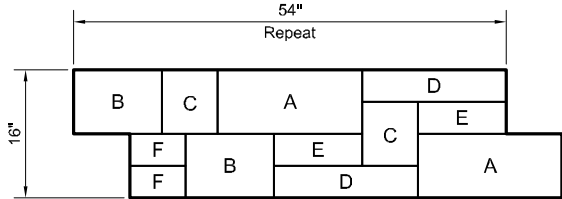
24" Combined Wall Pattern



8" Unit Designations

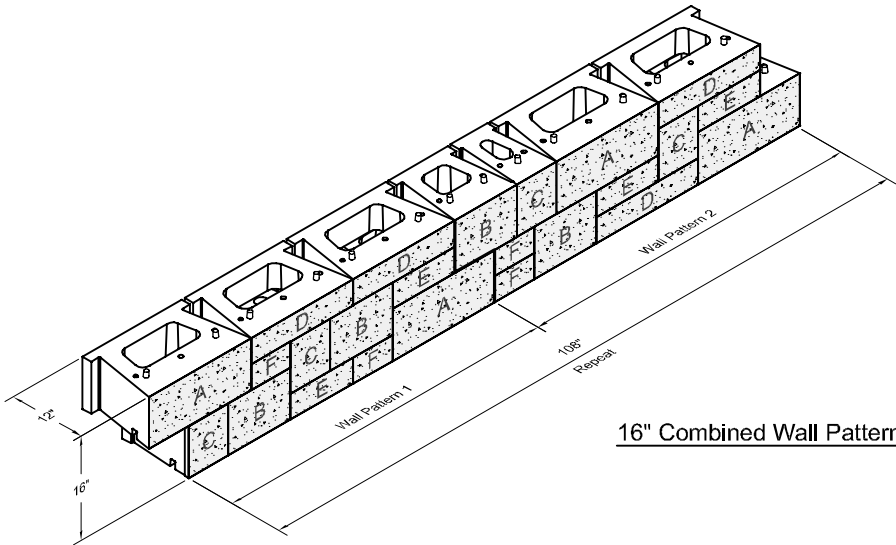


Wall Pattern 1

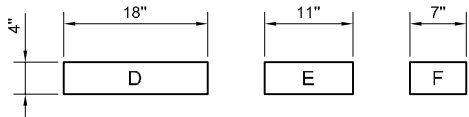


Wall Pattern 2

16" Wall Patterns



16" Combined Wall Pattern



4" Unit Designations

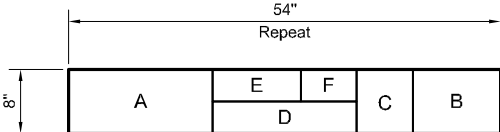
Unit Distribution:

8" pieces
50% distribution
67% area

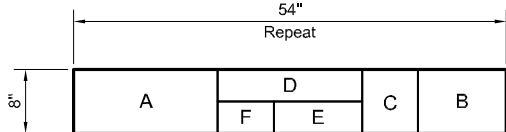
4" pieces
50% distribution
33% area

KS Century Wall Unit Notes:

- 4" / 8" Corner units not shown or included in count.
- All blocks are 12" in depth.
- The 16" wall pattern to be used at the top or bottom of wall due to wall steps.

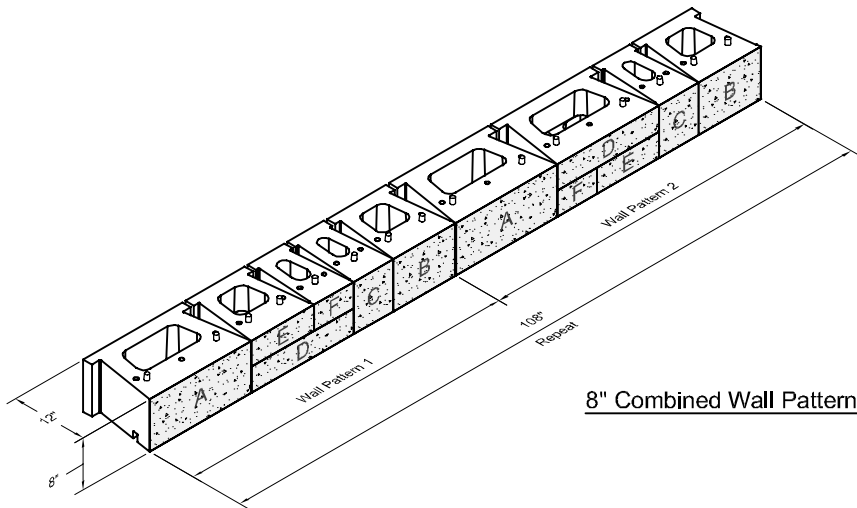


Wall Pattern 1



Wall Pattern 2

8" Wall Patterns



8" Combined Wall Pattern

Copyright 2008 Keystone Retaining Wall Systems

Design is for internal stability of the KEYSTONE wall structure only. External stability, including but not limited to foundation and slope stability is the responsibility of the Owner. The design is based on the assumption that the materials within the retained mass, methods of construction, and quality of materials conform to KEYSTONE's specification for this project.

This drawing is being furnished for this specific project only. Any party accepting this document does so in confidence and agrees that it shall not be duplicated in whole or in part, nor disclosed to others without the consent of Keystone Retaining Wall Systems, Inc.

No.	Date	Revision	By



Designed By: RKM	Title: KS Century Wall 4" / 8" Unit 50/50 Design	Date:
Checked By: CDM	Project: Keystone Retaining Wall Systems Wall Course Pattern Designs	Project No:
Scale: No Scale		Drawing No: